SCA3000A

CRAWLER CRANE

- 300 USt (286Mt)
- 301.8 ft (92m)
- 203.4 ft + 206.7 ft (62m + 63m)





Lattice Boom Crawler Crane
SCA3000A

P02	**Main Characteristics**	• Product Specification • Safety Devices
P09	**Technical Parameters**	• Major Performance Specifications • Basic Dimensions of Crane • Transportation Dimensions • Self-Assembly and Disassembly • Boom and Attachment Assembly
P21	**Configurations**	• Boom Combination • H Configuration • FJ Configuration • LJ Configuration • Heavy Fixed Jib Configuration

A

SCA3000A
LATTICE BOOM CRAWLER CRANE
300 UST (286 mt) LIFTING CAPACITY

MADE FOR AMERICA

Main Characteristics

- Page 3 Product Specification
- Page 7 Safety Devices

Product Specification

Engine

- Model: Cummins QSG12 Diesel engine;
- Type: 4-stroke, water-cooled, vertical in-line 6 cylinders, direct injection, turbo-charger, intercooler, complied with US EPA Tier F4(f) Emission Standard;
- Displacement: 720 in3 (11.8L);
- Max. Rated Power: 450 HP/1800rpm;
- Max. Torque: 1,600 ft-lb/1400rpm;
- Starter: 24V-8 HP;
- Radiator: Fin type aluminum plate core;
- Air cleaner: Dry type system with main filter element, safety element and resistance indicator;
- Throttle: Electrically controlled hand and foot throttle;
- Fuel filter: Replaceable paper element;
- Batteries: Two 12V×180Ah capacity batteries, connected in series (24V system);
- Fuel tank capacity: 132Gal (500L).

Hydraulic System

- Main pumps: Three variable displacement piston pumps provide power for the main machine functions;
- Gear Pumps: Two gear pumps provide power for radiator and control circuit;
- Control: Electrically controlled positive hydraulic flow control allows for safe and precise multifunction operation;
- Oil Cooler: Fan cooled heat exchanger provides multi stage hydraulic oil cooling;
- Filter: Peak flow, high efficiency filter with bypass valve and replacement filter indicator. Indicator will remind user when its time to replace filter;
- Max. pressure of system: 4,786 psi;
- Main/aux. hoist and travel system: 4,796 psi;
- Swing system: 4,602 psi;
- Control system: 508 psi;
- Hydraulic Tank Capacity: 211Gal (800L).

Main and Aux Hoist Winches

- The main and aux. winches are driven independently and feature a compact design that is easy to assemble. The maintenance-free wet brake ensure safe winch operation;
- Variable displacement hydraulic motor is load sensing and adjust automatically to provide high line speed while maintaining line pull;
- Rotation resistance rope provides safe load lifting and long service life;
- Wire rope button end termination provides convenient and easy socket installation;
- Free fall winches are optional.

Main Hoisting Winch	Drum diameter (non free fall)	24.8" (630mm)
	Drum diameter (free fall)	33" (837mm)
	Rope speed on the outermost work layer (non free fall)	0~410ft/min (0~125m/min)
	Rope speed on the outermost work layer (free fall)	0~384ft/min (0~117m/min)
	Wire rope diameter	1.1" (28mm)
	Wire rope length for main hoisting winch	1,804.5' (550m)
	Rated single line pull	33.1Klb (15t)

Auxiliary Hoisting Winch	Drum diameter (non free fall)	24.8" (630mm)
	Drum diameter (free fall)	33" (837mm)
	Rope speed on the outermost work layer (non free fall)	0~410ft/min (0~125m/min)
	Rope speed on the outermost work layer (free fall)	0~384ft/min (0~117m/min)
	Wire rope diameter	1.1" (28mm)
	Wire rope length for aux. hoisting winch	1,279.5' (390m)
	Rated single line pull	33.1Klb (15t)

In the interest of continual equipment development, SANY America Inc. reserves the right to change these specifications at any time without prior notification.

Product Specification

Boom Hoist Winches

- Including: winches for boom and luffing jib;
- Winches with grooved lagging allow for multilayer spooling. Hydraulic motor drives the planetary gear reducer to provide multifunction and fine inching control. Spring load brake is hydraulic released.

Boom Hoist Winch	Drum diameter	24.8"' (630mm)
	Rope speed on the outermost work layer	0~427ft/min (0~130m/min)
	Wire rope diameter	1.1" (28mm)
	Wire rope length of boom luffing winch	925.2' (282m)
	Rated single line pull	50.7Klb (23t)

Luffing Jib Hoist Winch	Drum diameter	1'6" (470mm)
	Rope speed on the outermost work layer	0~253ft/min (0~77m/min)
	Wire rope diameter	.79" (20mm)
	Wire rope length of jib luffing winch	1345.1' (410m)
	Rated single line pull	17.6Klb (8t)

Swinging Mechnism

- Large swing motor drives a planetary gear reducer to provide smooth 360° rotation. The swing speed is variable and the max speed is 1.8 rpm. Swing system has free swing and auto brake mode. Swing brake is automatic applied when control lever is in neutral to prevent movement during travel and transportation. Swing bearing is a three-row roller with external gears.

Cab and Control

- The new operator cab is designed with PORSCHE and features a smooth outline that has a distinct brand identification. The spacious cab has a fully enclosed steel frame, sliding door, and large areas of high strength tempered glass that provide the operator a wide field of vision. The cab tilts up 25° providing the operator a panorama view and reducing fatigue. The cab and control layout allow for ergonomic operation keeping the operator comfortable;
- Monitor: Dual touch screen display with simple user friendly interface;
- Armrest Console: Control handles electrical switches, emergency stop, and ignition switch are located on the left and right. Arm console can be adjusted independent of the seat;
- Seat: Multi-way adjustable floating seat;
- HVAC: Powerful air conditioner and heater with optimized vent locations. Air conditioner can drop cab temperature from 131°F (55°C) to 81.5°F (27.5°C) within 20 minutes;
- Cameras: Multiple cameras can be displayed on the monitor at the same time. This provides the operator with a real time view of winches, right side of machine, rear of machine , and view from boom tip;
- Dual axis controls for travel, swing, main, aux, boom hoist, and luffing jib hoist winches.

Counterweight

- Counterweight tray and block nest together for east assembly, disassembly and transportation;
- Rear counterweight: total weight 220.5Klb (100mt), 13.2Klb (6mt) counterweight block x 14, 35.3Klb (16mt) counterweight tray x 1;
- Carbody counterweight: total weight 88.2Klb (40mt), 44.1 Klb (20mt) x 2.

Name	Quantity	Length	Width	Height	Unit Weight
Carbody Counterweight	2	18' (5.48m)	5'8" (1.72m)	2' (0.6m)	44.1Klb (20mt)
Rear Counterweight Block	14	7'1" (2.17m)	6'5" (1.96m)	1'8" (0.51m)	13.2Klb (6mt)
Rear Counterweight Tray	1	24'7" (7.5m)	6'5" (1.96m)	2'4" (0.7m)	35.3Klb (16mt)

In the interest of continual equipment development, SANY America Inc. reserves the right to change these specifications at any time without prior notification.

Product Specification

Carbody

- Side frames pin with hydraulic cylinders to the carbody for easy assembly and disassembly. High-strength steel welded frame is designed with a large chassis to improve the stability of the crane.

Crawler Assembly

- Each side frame is equipped with an independent travel driving motor. The variable speed travel system is configured with speed options to meet various requirements: low speed provides max tractive effort and provides 100% pick and carry. High speed provides fast job site transfer.

Track Pad

- Manufactured by advance casting techniques and materials providing high strength and excellent wear resistance;
- 47.2in (1200mm) wide and each side frame has 74 track pads.

Jack Cylinder

- Standard jack cylinders make jobsite transport easier.

Boom

- Lattice structure with high-strength steel chords. Each section is pinned together with pins;
- The length of the boom ranges from that (65.6ft/20m) of the basic boom to the maximum length (301.8ft/92m) and it can be incrementally changed by 9.8ft (3m).

Fixed Jib

- Lattice structure with high-strength steel chords. Each section is pinned together with pins;
- The length of fixed jib ranges from 42.7ft (13m) to 137.8ft (42m), which can be incrementally changed by 19.7ft (6m) and can be installed on boom from 95.1ft (29m)–203.4ft (62m).

Luffing Jib

- Lattice structure with high-strength steel chords. Each section is pinned together with pins;
- The length of the luffing jib ranges from 68.9ft (21m) to 206.7ft (63m), incrementally changed by 9.8ft (3m), which can be installed on boom from 85.3ft (26m)–203.4ft (62m).

Hook Block

- There are five hook capacity for options:

Hook Type	Max. lifting weight	QTY	No. of sheaves	Unit weight
330 UST	661.4Klb (300mt)	1	9	10.9Klb (4.9mt)
176 UST	352.7Klb (160mt)	1	5	7.1Klb (3.2mt)
110mt	220.5Klb (100mt)	1	3	5.1Klb (2.3mt)
55mt	110.2Klb (50mt)	1	1	3.7Klb (1.7mt)
17.6 UST ball hook	35.3Klb (16mt)	1	None	2.0Klb (0.9mt)

In the interest of continual equipment development, SANY America Inc. reserves the right to change these specifications at any time without prior notification.

Safety Devices

Assembly/Work Mode Switch

- In assembly mode, some of the safety devices are bypassed for helping crane assembly, for example, jib lower limit, boom angle limit and overload;
- In work mode, all safety devices are active.

Emergency Stop

- When this button is pressed down power supply to whole machine is cut off and all actions are stopped.

Load Moment Indicator (LMI)

- The proprietary load moment indicator is independently -developed by Sany, which is a specially designed over-load protective system for SCA series crawler crane, with performance structural parameters of all series of crawler cranes directly stored inside, such as bearing curve, boom and jib weight, center of gravity, and other geometrical parameters. This system maximizes the utilization efficiency of the crane while guaranteeing the lifting safety;
- The independent safety control system fully controlled by computer, the LMI can automatically detect the load weight, work radius, and boom angle, compare rated capacity with actual load, actual radius and actual boom angle. In normal operation, the LMI can intelligently determine and cut off the crane from dangerous operation. It also has a black box function and record overload information;
- LMI consists of a 13.6in (345mm) large colorful display, computer, angle sensors, load sensors and pressure sensors.

Over-hoist Protection of the Main and Auxiliary Hooks (Anti Two Block)

- It is used to prevent the over-hoist of the hook. When the lifting hook is raised to a certain height, the limit switch is activated, and hook hoisting will be automatically cut off by the control system. Warning will be displayed in monitor and alarm will sound. At this moment, only hook lowering is allowed to prevent over-hoist action.

Over-release Protection Device of the Main and Auxiliary Hook (Third Wrap Indicator)

- It is used to prevent the wire rope over-release. When the wire rope is released to the last three wraps, the limit switch will activate, and the releasing of rope will be automatically stopped by the control system. Warning will be displayed in monitor and alarm will sound. At this moment, only rope retraction is allowed to prevent over release action.

Function Lock

- If the function lock level is not in work position, all the other handles won't work, which prevents any mis-operation caused by control handle movement.

Boom/Luffing Jib Hoist Drum Lock

- Pawl lock is used on boom hoist winch, which needs to unlock by switch before operation, in order to prevent mis-operation of handles and ensure safety during nonwork time.

In the interest of continual equipment development, SANY America Inc. reserves the right to change these specifications at any time without prior notification.

Safety Devices

Crane boom/jib limit device

- When the boom angle exceeds 85° or 88° (LJ configuration) jib angle exceeds 75°, corresponding limit switch will be triggered, and the control system will automatically cut off the boom hoisting. Warning will be displayed in monitor and alarm will sound. At this moment, boom/jib luffing winch won't hoist but it can still lower down;
- When the boom angle is less than 30° or jib down angle is less than 15°, the control system will automatically cut off the boom/jib from further lowering. Warning will be displayed in monitor and alarm will sound. At this moment, boom/jib luffing winch won't be able to lower. This protection is automatically controlled by Load Moment Indicator.

Boom Angle Indicator

- It is a pendulum-type angle indicator fixed on one side of the boom base.

Hook Latch

- The lifting hook is installed with a baffle plate to prevent wire rope from falling off.

Backstop Device

- The boom and the jib are respectively equipped with a pair of backstop cylinders. The high pressure of the cylinder limit boom travel at high angles and provide cushion to prevent vibration. When the jib reaches max angle the backstop limit jib travel.

Camera System

- High-definition camera on boom tip, on each winch, at the rear of the upper and dual displays consist of the camera, which can display four camera views at the same time. Real-time monitoring of each winch help ensure safe operation. The boom tip camera can zoom in/out as needed;
- Components of the boom tip camera: wireless remote transmitter, wireless remote receiver, zoom camera;
- The video recorder can store up to 76 hours of video.

Tri-color Load Indicator

- The load indication light has three colors, green, yellow and red, and the real time load status is presented on the display. When the actual load is smaller than 90% of rated load, the green light is on;
- When the actual load is larger than 90% and smaller than 100%, the yellow light is on, the alarm light flashes and sends out intermittent sirens;
- When the actual load reaches 100% of rated load, the red light is on, the alarm light flashes and sends out continuous sirens;
- When the actual load reaches 102% of rated load, the system will automatically cut off the crane operation.

Black Box

- It is able to record the operation data and machine movement, and analyze the remaining running conditions and service life of machine based on the actual performance.

In the interest of continual equipment development, SANY America Inc. reserves the right to change these specifications at any time without prior notification.

Safety Devices

Pharos (Aircraft Warning Light)

- Light mounted on the top of boom/jib that flashes at night.

Anemometer

- It is mounted on the top of the boom/jib and displays the wind speed in the monitor in the cab.

Electronic Level Indicator

- It displays the tilting angle of the crane on the monitor in real time and protects the safe operation of the crane.

Lightning Protection Device

- It includes the lightning protection device and the surge protection device, which can effectively protect the electric system elements and workers from lightning.

Swing and Traveling Alarm

- During swing and traveling, the alarm will sound to alert the personnel around the crane. The alarm can be shut off through the display.

Engine Power Limit Load Adjustment and Stalling Protection

- The controller can monitor the engine power to prevent stalling.

Proactive Safety Control Technology

- Reduce the swinging speed automaticlly based on boom length;
- Reduce the action speed when approaching safety limit, to prevent sudden stops;
- Real-time monitor of hydraulic oil temperature. Based on hydraulic temperature activity may be limited to protect hydraulic components.

Illuminating Light

- The machine is equipped with the low beam light and high beam light at the front of the cab, illumination light in cab, and other lights for night operation, boom lights to improve the visibility during operation.

Rear View Mirror

- It is installed on the left of the operator's cab for monitoring the rear part of the machine.

In the interest of continual equipment development, SANY America Inc. reserves the right to change these specifications at any time without prior notification.

B

SCA3000A
LATTICE BOOM CRAWLER CRANE
300 UST (286 mt) LIFTING CAPACITY

MADE FOR AMERICA

Technical Parameters

- Page 10 Main Performance Specifications
- Page 11 Basic Dimensions of Crane
- Page 12 Transportation Dimensions
- Page 17 Schematics for Assembly/Disassembly

> 09

Main Performance Specifications

Major Performance Specifications of SCA3000A

Performance Indicators		Unit	Parameter
Boom Configuration	Max. rated lifting capacity	Klb (mt)	600 (286)
	Max. rated lifting moment	Klb×ft (mt·m)	405.2Klb×26ft (183.8×8)
	Boom length	ft (m)	65.6~301.8 (20~92)
	Boom angle	°	30°~85°
Fixed Jib Configuration	Longest boom + longest fixed jib	ft (m)	203.4+137.8 (62+42)
	Boom to jib angle	°	10°, 30°
Heavy Fixed Jib Configuration	Boom + heavy fixed jib	ft (m)	65.6+39.4 (20+12)
	Boom to jib angle	°	20
Luffing Jib Configuration	Largest lifting moment	lbs·ft (mt·m)	137,786×59 (62.5×18)
	Longest boom + longest luffing jib	ft (m)	203.4+206.7 (62~63)
	Boom luffing angle	°	65°~88°
Operation Speed	Speed of single rope of the main hoist (outermost work layer)	ft/min (m/min)	0~410.1 (0~125)
	Max. (aux.) speed of single rope of the main hoist (free fall) (optional)	ft/min (m/min)	0~383.9 (0~117)
	Boom hoist winch speed (outermost layer)	ft/min (m/min)	0~433.1 (0~132)
	Jib hoist winch speed (outermost layer)	ft/min (m/min)	0~252.6 (0~77)
	Swinging speed	rpm	0~1.8
	Travel speed	mile/h(km/h)	0~0.62 (0~1.0)
Machine weight	Basic boom, 220.5Klb rear counterweight, 88.2Klb carbody counterweight, 330 UST hook	Klb (mt)	562.2 (255)
Engine	Output power	HP	450
	Rated speed	rpm	1,800
Transport Parameter	Max. transport weight of single part (with main and aux. hoist winches)	Klb (mt)	99.2 (45)
	Max. transport dimension of single part (L × W × H)	ft (m)	43.7×9.8×10.5 (13.32x3x3.2)
Other Parameters	Average ground pressure	PSI	20
	Gradeability	--	30%

In the interest of continual equipment development, SANY America Inc. reserves the right to change these specifications at any time without prior notification.

Basic Dimensions of Crane

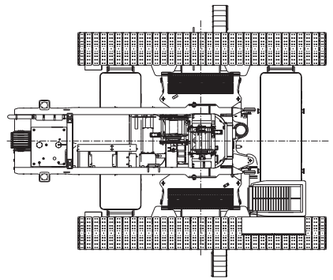

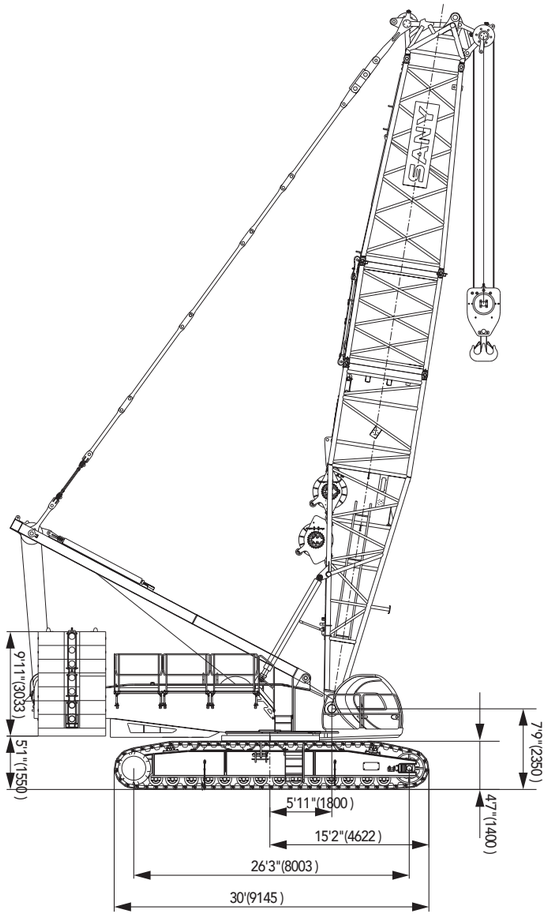

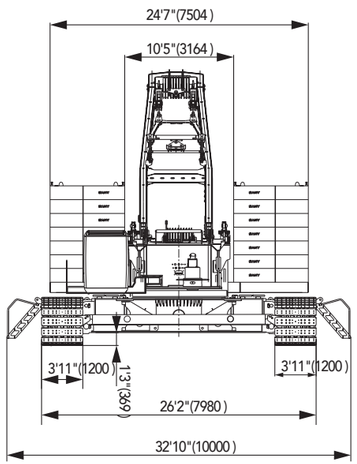

Transportation Dimensions

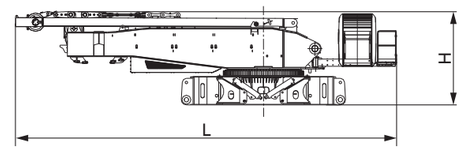

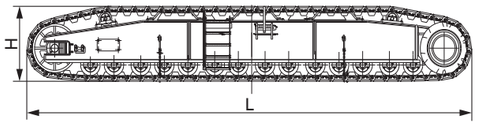

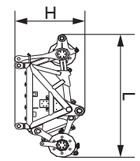

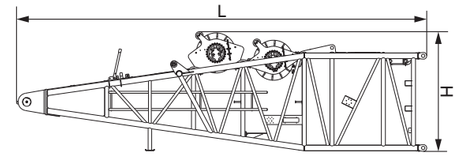

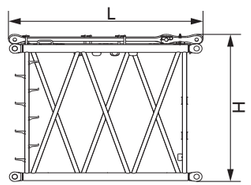

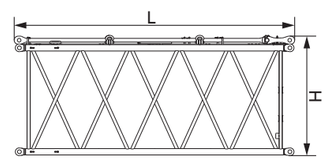

Basic Machine	×1
Length (L)	43.7ft (13.32m)
Width (W)	9.8ft (3.0m)
Height (H)	10.5ft (3.20m)
Weight	99.2Klb (45mt)

Crawler Assembly	×2
Length (L)	30.0ft (9.15m)
Width (W)	3.9ft (1.20m)
Height (H)	4.6ft (1.40m)
Weight	48.5Klb (22mt)

Boom Tip (with sheave block)	×1
Length (L)	10.6ft (3.24m)
Width (W)	6.8ft (2.07m)
Height (H)	5.3ft (1.62m)
Weight	7.7Klb (3.5mt)

Boom Base (with winch)	×1
Length (L)	34.0ft (10.35m)
Width (W)	8.5ft (2.60m)
Height (H)	9.8ft (2.99m)
Weight	29.9Klb (13.58mt)

9.8ft (3m) Boom insert	×1
Length (L)	10.4ft (3.18m)
Width (W)	8.7ft (2.65m)
Height (H)	8.7ft (2.66m)
Weight (with auxiliary luffing hoist)	2.9Klb (1.3mt)

19.7ft (6m) Boom insert	×2
Length (L)	20.3ft (6.18m)
Width (W)	8.7ft (2.65m)
Height (H)	8.7ft (2.66m)
Weight	4.4Klb (2.0mt)

In the interest of continual equipment development, SANY America Inc. reserves the right to change these specifications at any time without prior notification.
In the interest of continual equipment development, SANY America Inc. reserves the right to change these specifications at any time without prior notification.

Transportation Dimensions

39.4ft (12m) boom insert	×5
Length (L)	40.0ft (12.18m)
Width (W)	8.7ft (2.65m)
Height (H)	8.7ft (2.66m)
Weight	7.9Klb (3.6mt)

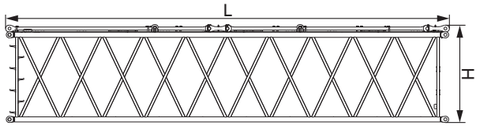

19.7ft (6m) tapered boom insert	×1
Length (L)	20.3ft (6.20m)
Width (W)	8.7ft (2.65m)
Height (H)	8.7ft (2.66m)
Weight	4.4Klb (2.0mt)

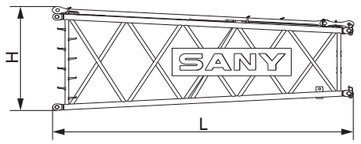

Luffing jib top	×1
Length (L)	21.2ft (6.46m)
Width (W)	7.0ft (2.12m)
Height (H)	6.9ft (2.10m)
Weight	5.3Klb (2.4mt)

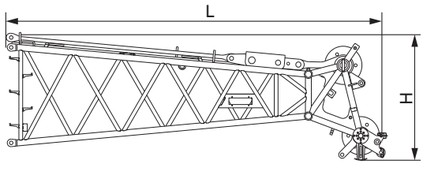

9.8ft (3m) Luffing jib insert	×1
Length (L)	10.4ft (3.17m)
Width (W)	7.0ft (2.12m)
Height (H)	6.3ft (1.91m)
Weight	1.4Klb (0.63mt)

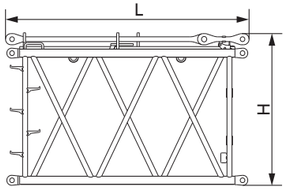

19.7ft (6m) Luffing jib insert	×1
Length (L)	20.2ft (6.17m)
Width (W)	7.0ft (2.12m)
Height (H)	6.3ft (1.91m)
Weight	2.3Klb (1.04mt)

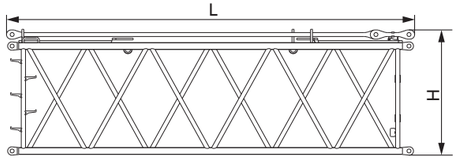

19.7ft (6m) luffing jib insert	×1
Length (L)	20.2ft (6.17m)
Width (W)	7.0ft (2.12m)
Height (H)	6.3ft (1.91m)
Weight	2.3Klb (1.05mt)

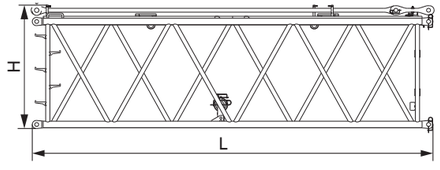

In the interest of continual equipment development, SANY America Inc. reserves the right to change these specifications at any time without prior notification.

Transportation Dimensions

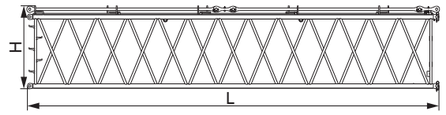

39.4ft (12m) Luffing jib insert	×3
Length (L)	40.0ft (12.17m)
Width (W)	7.0ft (2.12m)
Height (H)	6.3ft (1.91m)
Weight	4.3Klb (1.95mt)

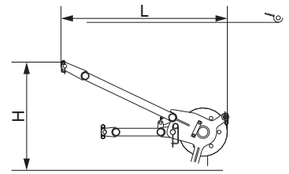

Auxiliary tip extension	×1
Length (L)	7.2ft (2.2m)
Width (W)	3.1ft (0.95m)
Height (H)	4.7ft (1.44m)
Weight	1.0Klb (0.42mt)

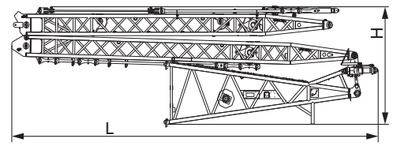

Jib base, front and rear mast of luffing jib	×1
Length (L)	37.7ft (11.49m)
Width (W)	6.9ft (2.11m)
Height (H)	10.7ft (3.26m)
Weight	12.1Klb (5.5mt)

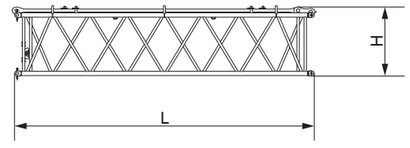

19.7ft (6m) fixed jib insert	×1
Length (L)	20.0ft (6.11m)
Width (W)	4.9ft (1.50m)
Height (H)	4.7ft (1.42m)
Weight	1.7Klb (0.75mt)

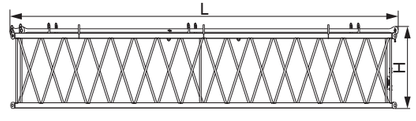

37.7ft (11.5m) fixed jib insert	×1
Length (L)	38.3ft (11.67m)
Width (W)	5.0ft (1.50m)
Height (H)	4.7ft (1.42m)
Weight	2.9Klb (1.3mt)

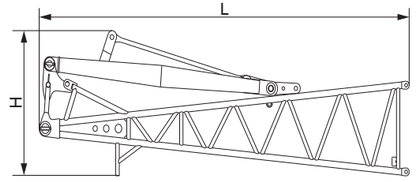

Fixed jib base and mast	×1
Length (L)	22.0ft (6.70m)
Width (W)	4.7ft (1.42m)
Height (H)	6.6ft (2.00m)
Weight	3.7Klb (1.7mt)

In the interest of continual equipment development, SANY America Inc. reserves the right to change these specifications at any time without prior notification.

Transportation Dimensions

Fixed jib top	×1
Length (L)	23.3ft (7.10m)
Width (W)	4.7ft (1.42m)
Height (H)	4.7ft (1.43m)
Weight	3.9Klb (1.75mt)

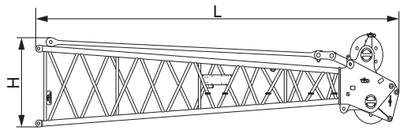

Carbody Counterweight	×2
Length (L)	18.0ft (5.48m)
Width (W)	5.6ft (1.72m)
Height (H)	2.0ft (0.60m)
Weight	44.1Klb (20mt)



Rear Counterweight Tray	×1
Length (L)	24.6ft (7.50m)
Width (W)	6.4ft (1.96m)
Height (H)	2.3ft (0.70m)
Weight	35.3Klb (16mt)

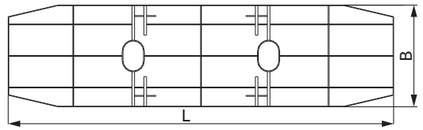

13.2Klb (6mt) Counterweight Block	×14
Length (L)	7.1ft (2.17m)
Width (W)	6.4ft (1.96m)
Height (H)	1.7ft (0.51m)
Weight	13.2Klb (6mt)

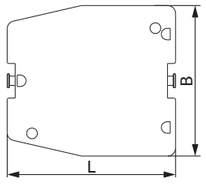

Trolley	×1
Length (L)	8.4ft (2.56m)
Width (W)	5.7ft (1.74m)
Height (H)	3.3ft (1.00m)
Weight	2.2Klb (1mt)

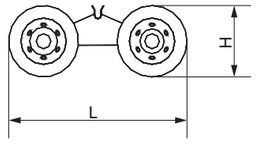

330 UST Lifting Hook	×1
Length (L)	3.4ft (1.04m)
Width (W)	3.3ft (1.02m)
Height (H)	9.6ft (2.93m)
Weight	10.9Klb (4.9mt)

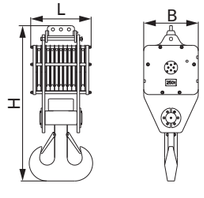

In the interest of continual equipment development, SANY America Inc. reserves the right to change these specifications at any time without prior notification.

Transportation Dimensions

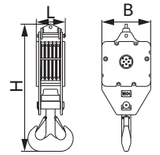

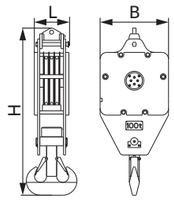

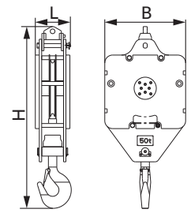

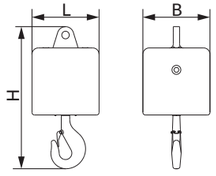

176 UST Lifting Hook	×1
Length (L)	1.9ft (0.59m)
Width (W)	3.3ft (1.02m)
Height (H)	8.7ft (2.64m)
Weight	7.1Klb (3.2mt)

110 UST Lifting Hook	×1
Length (L)	1.7ft (0.51m)
Width (W)	3.3ft (1.02m)
Height (H)	8.1ft (2.48m)
Weight	5.1Klb (2.3mt)

55 UST Lifting Hook	×1
Length (L)	1.5ft (0.45m)
Width (W)	3.3ft (1.02m)
Height (H)	7.5ft (2.30m)
Weight	3.7Klb (1.7mt)

17.5 UST Lifting Hook	×1
Length (L)	1.7ft (0.53m)
Width (W)	1.7ft (0.53m)
Height (H)	3.6ft (1.10m)
Weight	2.0Klb (0.9mt)

Note:
1. The transport dimensions of each part in the table are schematic, not proportional to the real parts. The dimensions are designed value without package considered.
2. Weight is designed value that the actual manufactured part may deviate a little.
3. The dimensions and weight of each part may change due to product upgrading. The final values are subject to the new product.

In the interest of continual equipment development, SANY America Inc. reserves the right to change these specifications at any time without prior notification.

Schematics for Assembly/Disassembly

Schematics for self-assembly of basic machine

1) Self-assembly of basic machine

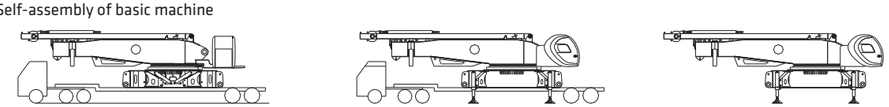

2) Self-assembly of track frame

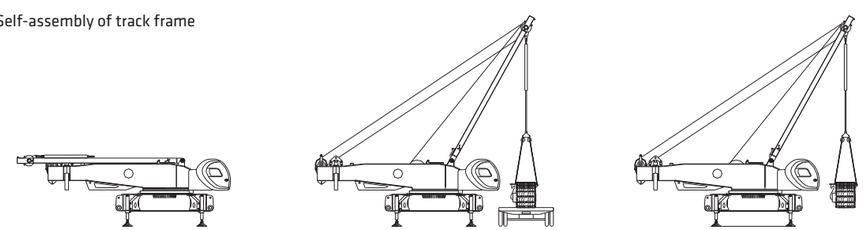

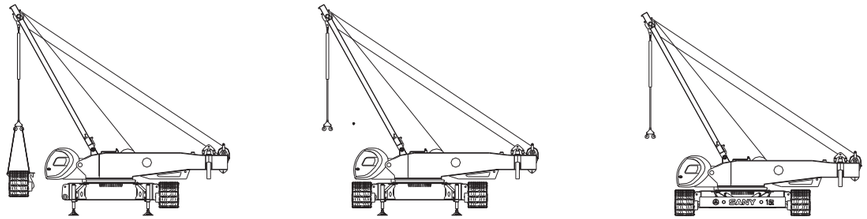

3) Self-assembly of counterweight and boom base

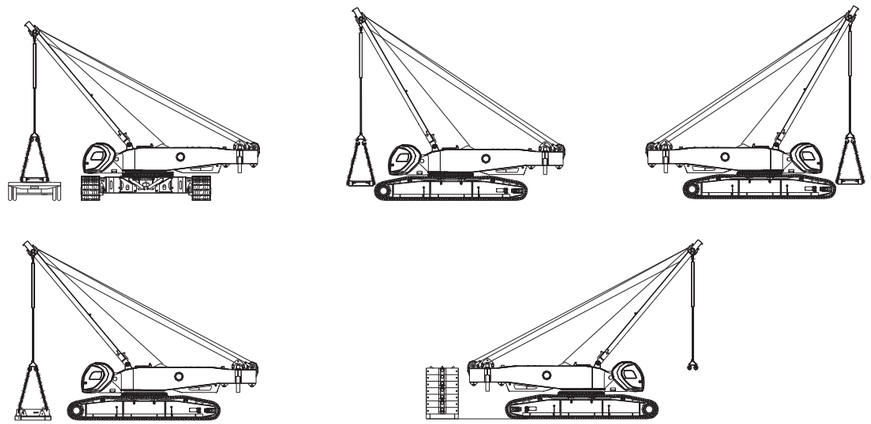

In the interest of continual equipment development, SANY America Inc. reserves the right to change these specifications at any time without prior notification.

Schematics for Assembly/Disassembly

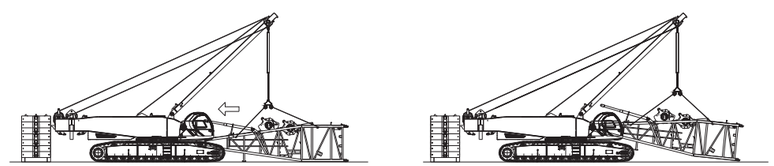

Schematics of boom assembly

1) Boom assembly

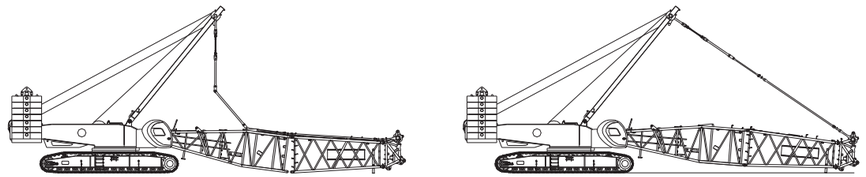

2) Luffing jib assembly

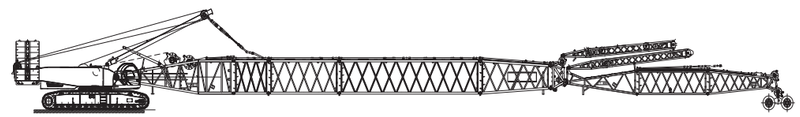

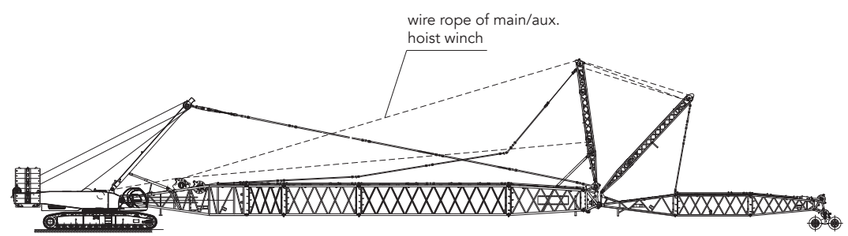

In the interest of continual equipment development, SANY America Inc. reserves the right to change these specifications at any time without prior notification.

Schematics for Assembly/Disassembly

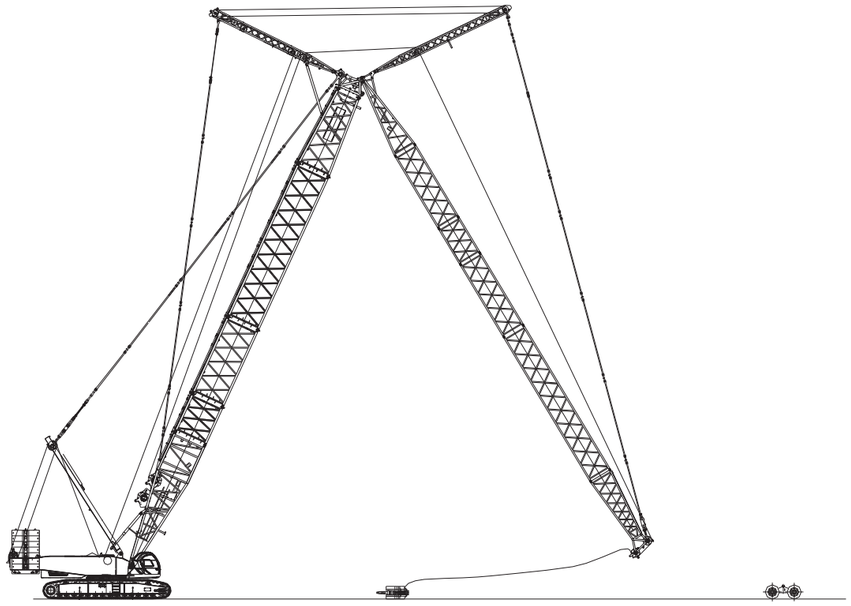

3) Fixed jib assembly

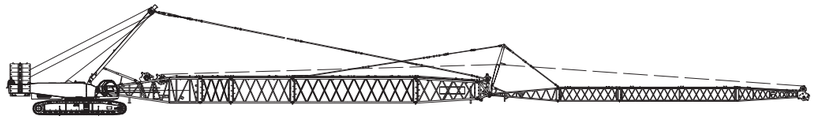

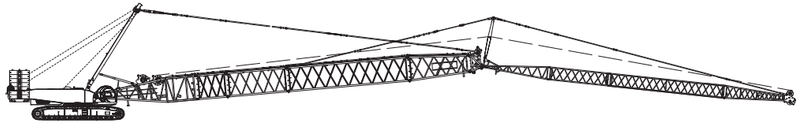

In the interest of continual equipment development, SANY America Inc. reserves the right to change these specifications at any time without prior notification.

C

SCA3000A
LATTICE BOOM CRAWLER CRANE
300 UST (286 mt) LIFTING CAPACITY

MADE FOR AMERICA

Configurations

- Page 22 Boom Combinations
- Page 23 H Configuration
- Page 24 H Working Radius
- Page 25 H Load Chart
- Page 27 H Load Chart
- Page 28 FJ Working Radius
- Page 29 FJ Load Chart
- Page 35 LJ Configuration
- Page 36 LJ Working Radius
- Page 37 LJ Load Chart
- Page 72 Heavy Fixed Jib Configuration

> 21

Boom Combinations

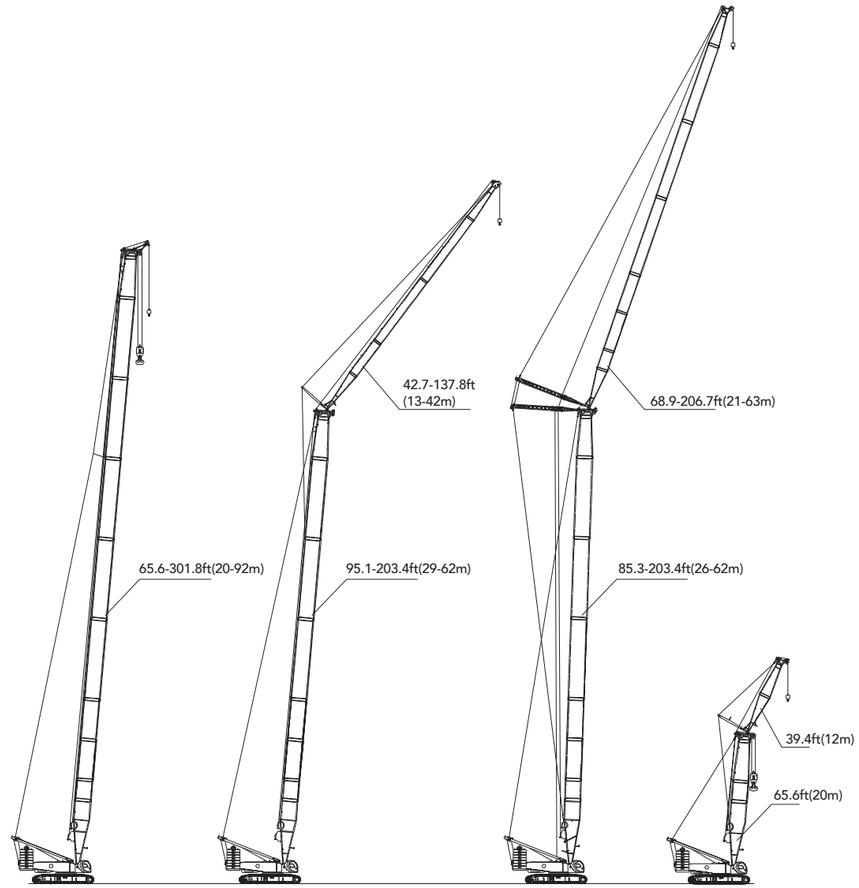

H Configuration

H Configuration			
Boom length (m)	Insert		
	9.8ft (3m)	19.7ft (6m)	39.4ft (12m)
65.6 (20)	1	-	-
75.5 (23)		1	-
85.3 (26)	1	1	-
95.1 (29)	-	-	1
105 (32)	1	-	1
114.8 (35)	-	1	1
124.7 (38)	1	1	1
134.5 (41)	-	-	2
144.4 (44)	1	-	2
154.2 (47)	-	1	2
164 (50)	1	1	2
173.9 (53)	-	-	3
183.7 (56)	1	-	3
193.6 (59)	-	1	3
203.4 (62)	1	1	3
213.3 (65)	-	-	4
223.1 (68)	1	-	4
232.9 (71)	-	1	4
242.8 (74)	1	1	4
252.6 (77)	-	-	5
262.5 (80)	1	-	5
272.3 (83)	-	1	5
282.2 (86)	1	1	5
292 (89)		2	5
301.8 (92)	1	2	5

Note: 65.6ft (20m) basic boom consists of 32.8ft (10m) boom section, 9.8ft (3m) boom insert, 19.7ft (6m) transition section and 1m boom head.

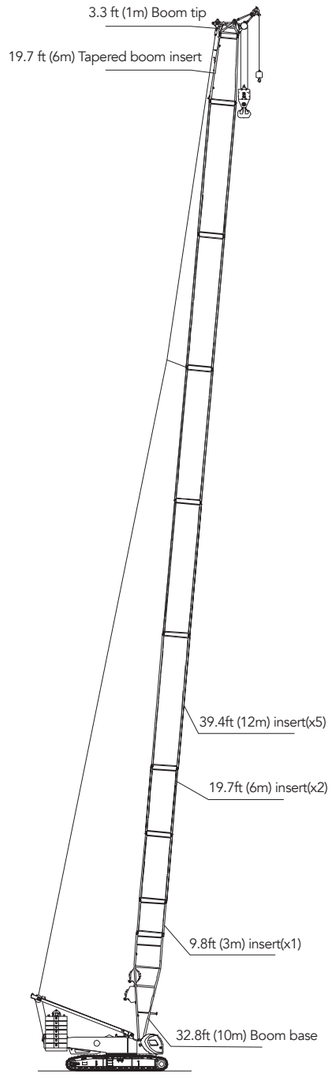

In the interest of continual equipment development, SANY America Inc. reserves the right to change these specifications at any time without prior notification.

H Working Radius



In the interest of continual equipment development, SANY America Inc. reserves the right to change these specifications at any time without prior notification.

H Load Chart

SCA3000A Crawler Crane -H

Boom length 65.6-301.8 ft; Rear Counterweight 220.5Klb; Carbody Counterweight 88.2Klb

Radius (ft) \ Boom length (ft)	65.6	75.5	85.3	95.1	105	114.8	124.7	134.5	144.4	154.2	164	173.9	183.7	Boom length (ft) / Radius (ft)
16.4	600.0													16.4
20	519.4	492.3	488.7	447.7	423.8									20
25	425.1	417.3	407.4	393.4	373.4	357.4	352.0	325.9						25
30	339.2	333.1	324.8	316.1	310.3	310.0	307.1	285.5	266.9	258.6	250.9	246.4	244.0	30
35	288.5	282.0	278.6	273.2	269.9	269.1	265.6	260.1	245.0	243.2	229.3	224.5	202.1	35
40	238.5	234.5	233.5	232.8	232.1	233.2	228.7	222.5	222.3	217.3	212.5	208.2	198.1	40
45	203.8	201.7	200.2	199.3	198.2	198.4	197.3	196.1	194.3	190.4	186.4	182.9	178.0	45
50	177.0	175.7	174.6	173.8	172.4	172.2	173.7	171.6	170.8	169.3	165.8	162.7	159.3	50
55	155.5	154.4	153.5	152.7	151.8	151.7	152.9	151.1	150.6	150.4	148.5	145.9	142.9	55
60		137.1	135.8	135.2	135.2	135.6	134.3	134.9	133.6	133.4	133.6	131.6	128.9	60
65		123.2	122.2	121.6	121.5	122.0	121.6	121.2	120.9	120.7	120.3	119.4	116.9	65
70		113.2	111.9	111.1	110.8	111.0	110.8	110.5	110.1	109.9	109.4	109.2	107.0	70
75			102.9	102.0	101.5	101.4	101.1	100.9	100.4	100.2	99.7	100.2	98.2	75
80				94.1	93.3	93.2	92.7	92.5	91.9	91.9	91.4	92.1	90.4	80
85				86.7	86.4	86.6	86.2	86.2	84.3	84.8	84.6	84.5	83.3	85
90					79.7	79.9	79.5	79.3	78.3	78.5	77.9	77.6	76.8	90
95					73.4	73.7	73.2	73.0	72.5	72.4	71.7	71.3	70.6	95
100						68.1	67.6	67.4	67.0	66.7	66.1	65.6	65.0	100
105						63.1	62.6	62.4	61.9	61.7	61.1	60.6	60.0	105
110							58.2	58.0	57.5	57.3	56.6	56.2	55.5	110
115								54.0	53.8	53.3	52.6	52.3	51.5	115
120									50.5	50.2	49.0	48.7	47.9	120
125									47.6	48.4	45.8	45.3	44.7	125
130									44.8	45.3	43.5	42.9	42.4	130
135										41.4	40.7	40.3	40.0	135
140											38.3	38.0	37.6	140
145												36.1	35.5	145
150												33.9	33.5	150
155													30.9	155
160													28.8	160
165														165
170														170
175														175
180														180
185														185
190														190
195														195
200														200
205														205
210														210
215														215
220														220

Note: 1. The rated load in the load chart is calculated complying with ASME B30.5;
2. The working radius is the horizontal distance from the load center to the swing center;
3. The actual lifting capacity must subtract the weight of hooks and other riggings from the rated capacity in the load chart.
4. The load value is calculated when the object is hung freely,without considering the influence of wind on the load, ground conditions and slope, operation speed and the influence of any other negative factors over safe operation. Therefore, the operator bears the responsibility of making a judgement and decreasing the load and lowering speed.
5. All ratings are calculated when the machine is parking on firm and level ground with less than 1% gradient.

In the interest of continual equipment development, SANY America Inc. reserves the right to change these specifications at any time without prior notification.

H Load Chart

SCA3000A Crawler Crane -H

Boom length 65.6-301.8 ft; Rear Counterweight 220.5Klb; Carbody Counterweight 88.2Klb

Radius (ft) \ Boom length (ft)	193.6	203.4	213.3	223.1	232.9	242.8	252.6	262.5	272.3	282.2	292	301.8	Boom length (ft) / Radius (ft)
16.4													16.4
20													20
25													25
30	243.3	215.0	215.0										30
35	196.3	195.2	188.3	184.3	171.6	169.2	166.8						35
40	190.2	186.5	167.6	160.2	147.3	139.8	132.0	130.6	128.5	128.3	126.3	119.5	40
45	174.2	168.4	162.2	158.6	144.2	133.9	122.7	116.8	115.3	113.0	112.7	104.2	45
50	156.6	152.4	149.3	146.2	139.3	125.3	117.2	109.3	107.8	104.7	99.3	93.2	50
55	140.6	137.7	135.1	132.3	130.2	119.3	111.0	103.9	102.5	95.6	87.2	81.8	55
60	126.9	124.2	121.9	119.5	117.5	114.9	104.0	99.4	97.3	85.0	77.0	70.3	60
65	115.2	112.7	110.6	108.4	106.7	104.5	101.5	95.2	87.9	79.7	69.5	64.2	65
70	105.4	103.1	101.2	99.2	97.6	95.4	93.7	90.0	82.7	73.5	62.7	58.0	70
75	96.6	94.5	92.8	90.8	89.4	87.3	85.7	83.7	79.1	69.8	59.0	54.2	75
80	88.9	86.9	85.4	83.4	82.1	80.2	78.6	76.9	75.6	67.5	57.6	52.2	80
85	82.2	80.2	78.9	76.9	75.8	74.0	72.5	70.7	69.6	63.5	55.9	50.1	85
90	76.3	74.5	73.0	71.3	70.2	68.5	67.0	65.3	64.2	61.2	54.1	48.6	90
95	70.4	69.2	67.7	66.1	65.0	63.3	61.9	60.3	59.2	57.6	52.2	47.3	95
100	64.8	64.1	62.9	61.2	60.3	58.7	57.3	55.8	54.7	53.2	50.1	46.0	100
105	59.7	59.1	58.4	56.9	56.0	54.5	53.1	51.6	50.7	49.2	47.8	44.3	105
110	55.3	54.7	54.2	53.0	52.1	50.6	49.4	47.8	47.0	45.4	44.3	42.3	110
115	51.3	50.7	50.2	49.3	48.6	47.1	46.0	44.4	43.5	42.1	41.0	39.5	115
120	47.6	47.0	46.5	45.7	45.2	43.8	42.7	41.2	40.3	39.0	37.9	36.4	120
125	44.3	43.5	43.0	42.3	41.9	40.8	39.7	38.2	37.5	36.0	34.9	33.5	125
130	41.3	40.8	39.9	39.2	38.8	38.0	37.0	35.5	34.8	33.3	32.3	30.8	130
135	38.9	38.5	37.3	36.6	36.1	35.2	34.5	32.9	32.3	30.8	29.8	28.4	135
140	36.8	36.3	34.9	34.3	33.7	32.6	32.1	30.6	29.9	28.6	27.5	26.2	140
145	34.8	33.9	32.6	32.1	31.7	30.1	29.7	28.5	27.8	26.4	25.4	24.1	145
150	32.4	31.4	30.6	29.9	29.5	28.0	27.5	26.4	25.8	24.2	23.3	22.0	150
155	30.6	29.7	28.7	28.3	27.9	25.9	25.5	24.4	23.7	22.3	21.4	20.1	155
160	29.0	28.0	27.0	26.8	26.2	24.0	23.5	22.6	21.9	20.6	19.7	18.4	160
165	27.3	26.2	25.4	25.0	24.3	22.2	21.5	20.8	20.2	18.9	18.0	16.7	165
170	25.6	24.5	23.3	22.9	22.2	20.5	19.8	18.9	18.5	17.2	16.3	15.0	170
175		23.1	22.4	21.5	20.0	18.8	18.3	17.4	17.0	15.7	14.8	13.5	175
180			21.1	20.3	19.1	17.2	16.8	15.9	15.6	14.2	13.3	12.0	180
185				19.0	18.8	15.7	15.3	14.4	14.2	12.9	12.0	10.7	185
190				17.5	17.3	14.4	14.0	13.1	12.9	11.6	10.7	9.4	190
195				16.0	15.9	13.2	12.6	11.7	11.5	10.3	9.4	8.1	195
200					14.3	11.9	11.4	10.5	10.3	9.2	8.3	7.0	200
205						10.7	10.2	9.4	9.1	8.0	7.1	5.9	205
210						9.7	9.0	8.4	7.9	6.8	6.0	4.9	210
215							8.0	7.2	6.9	5.8	4.9	–	215
220							7.0	6.1	5.9				220

Note: 1. The rated load in the load chart is calculated complying with ASME B30.5;
2. The working radius is the horizontal distance from the load center to the swing center;
3. The actual lifting capacity must subtract the weight of hooks and other riggings from the rated capacity in the load chart.
4. The load value is calculated when the object is hung freely,without considering the influence of wind on the load, ground conditions and slope, operation speed and the influence of any other negative factors over safe operation. Therefore, the operator bears the responsibility of making a judgement and decreasing the load and lowering speed.
5. All ratings are calculated when the machine is parking on firm and level ground with less than 1% gradient.

In the interest of continual equipment development, SANY America Inc. reserves the right to change these specifications at any time without prior notification.

FJ Configuration

Fixed Jib				
Jib Length ft (m)	Insert 16.7ft (6m)	Insert 37.7ft (11.5m)	Boom Length ft (m)	Boom to jib angle
42.7 (13)	-	-	95.1ft (29m)~203.4ft (62m)	10°~30°
62.3 (19)	1	-	95.1ft (29m)~203.4ft (62m)	10°~30°
80.4 (24.5)	-	1	95.1ft (29m)~203.4ft (62m)	10°~30°
100.1 (30.5)	1	1	95.1ft (29m)~203.4ft (62m)	10°~30°
118.1 (36)	-	2	95.1ft (29m)~203.4ft (62m)	10°~30°
137.8 (42)	1	2	95.1ft (29m)~203.4ft (62m)	10°~30°

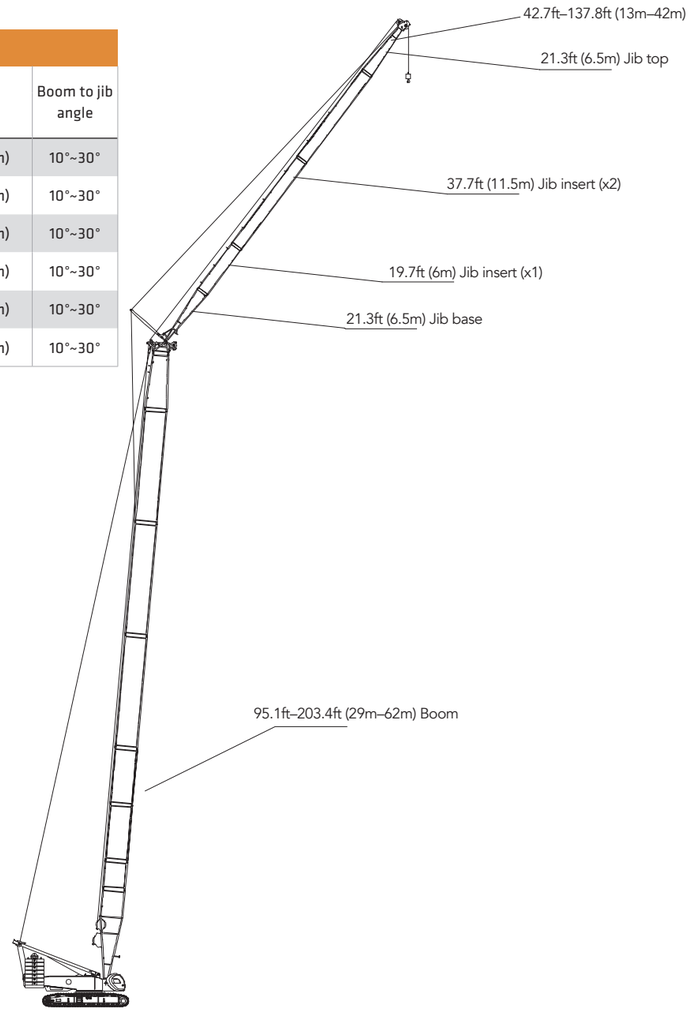

In the interest of continual equipment development, SANY America Inc. reserves the right to change these specifications at any time without prior notification.

FJ Working Radius

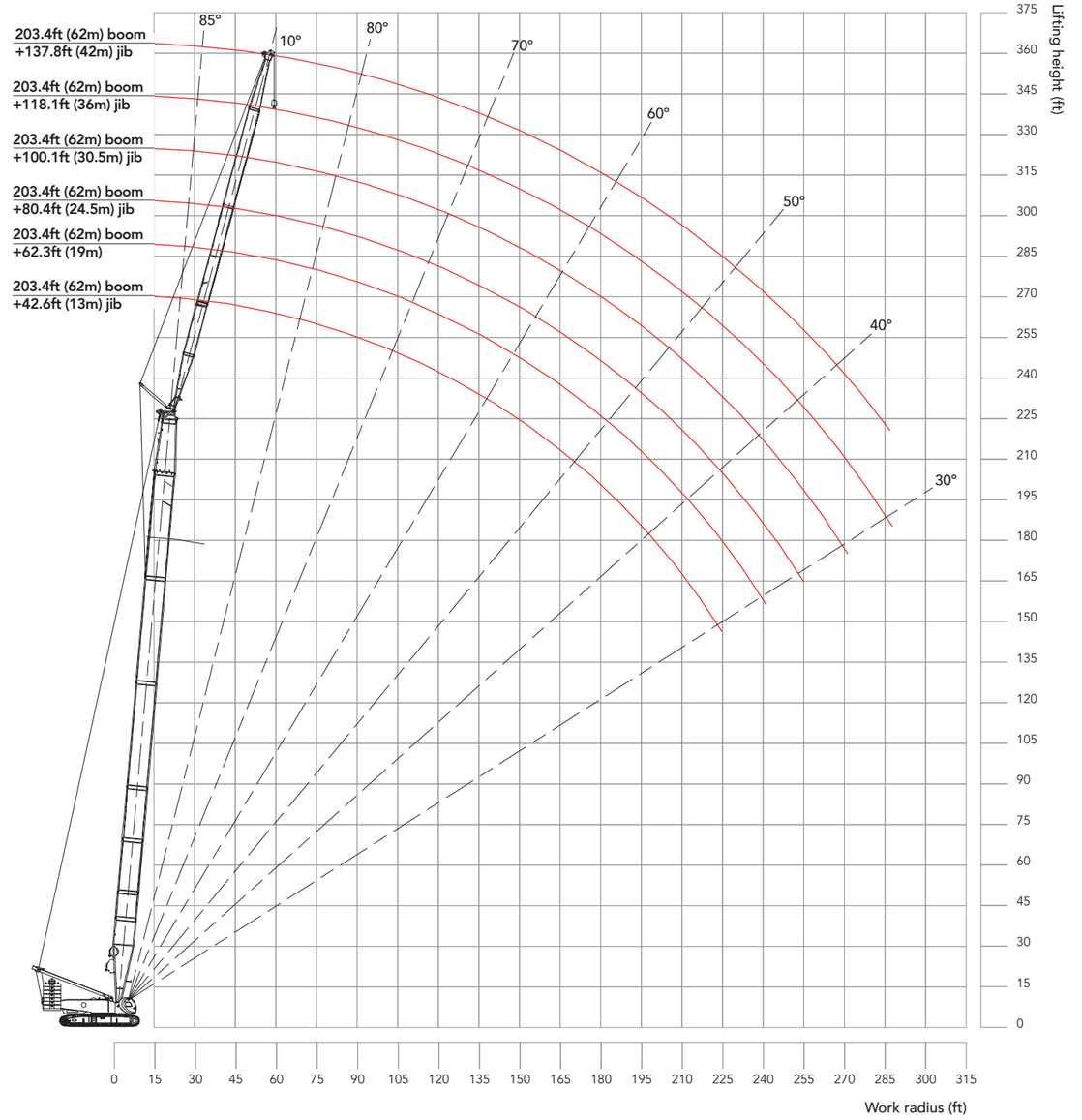

In the interest of continual equipment development, SANY America Inc. reserves the right to change these specifications at any time without prior notification.

FJ Load Chart

SCA3000A Fixed Jib (without boom tip sheave block)

Fixed jib 42.7 ft

Boom length	95.1ft		105ft		114.8ft		124.7ft		134.5ft		144.4ft		Boom length
Radius Ft. \ Boom to jib angle	10°	30°	10°	30°	10°	30°	10°	30°	10°	30°	10°	30°	Boom to jib angle \ Radius Ft.
30	141.5	–	–	–	–	–							30
35	138.2	–	139.3	–	140.7	–	140.5						35
40	129.5	–	133.5	–	137.0	–	135.5		138.4		141.3		40
45	119.0	–	122.9	–	126.6	–	125.1		128.1		131.6		45
50	110.0	59.1	113.9	59.7	117.6	60.6	116.7	60.0	119.8		120.5		50
55	102.1	56.6	106.0	57.2	109.7	58.1	109.4	57.8	110.7	58.3	109.3	59.0	55
60	95.1	54.1	99.1	54.9	102.4	55.8	102.1	55.6	100.6	56.4	98.6	57.0	60
65	89.2	51.9	93.0	52.9	94.7	53.8	93.0	53.6	91.4	54.4	89.6	55.1	65
70	84.0	50.0	87.2	51.1	87.1	51.9	85.2	51.9	83.7	52.7	82.1	53.4	70
75	79.0	48.3	80.4	49.4	79.8	50.3	78.3	50.3	76.9	51.1	75.3	51.8	75
80	73.6	46.6	74.0	47.7	74.7	48.8	74.7	48.8	70.9	49.7	70.1	50.3	80
85	67.5	45.3	71.3	46.4	75.3	47.3	78.8	47.5	65.4	48.4	68.2	49.0	85
90	65.2	43.9	68.8	45.0	69.7	46.1	73.2	46.1	66.1	47.0	66.2	47.8	90
95	63.1	42.7	64.6	43.8	66.1	44.9	67.5	44.9	63.3	45.8	64.1	46.7	95
100	61.1	41.6	60.5	42.7	63.0	43.8	63.2	43.8	60.0	44.7	61.2	45.6	100
105	59.3	40.6	58.7	41.7	58.5	42.8	60.9	42.8	60.5	43.7	56.7	44.5	105
110	55.2	39.8	56.0	40.9	55.7	41.7	56.7	42.0	56.2	42.8	54.8	43.7	110
115		39.0	52.7	40.0	53.0	40.8	52.8	41.1	52.4	41.9	53.0	42.8	115
120			49.2	39.2	50.0	40.1	49.4	40.3	49.5	41.1	50.7	42.0	120
125					46.7	39.5	46.6	39.7	47.9	40.3	47.2	41.2	125
130					43.6	38.9	43.5	39.0	44.8	39.6	44.0	40.5	130
135						38.4	41.6	38.4	41.9	39.1	41.2	39.8	135
140								37.9	39.2	38.6	38.6	38.8	140
145										37.8	36.1	37.2	145
150										35.3	33.7	34.8	150
155												32.5	155
160													160
165													165
170													170
175													175
180													180
185													185
190													190
195													195
200													200

In the interest of continual equipment development, SANY America Inc. reserves the right to change these specifications at any time without prior notification.

FJ Load Chart

SCA3000A Fixed Jib (without boom tip sheave block)

Fixed jib 42.7 ft

Boom length	154.2ft		164ft		173.9ft		183.7ft		193.6ft		203.4ft		Boom length
Radius Ft. \ Boom to jib angle	10°	30°	10°	30°	10°	30°	10°	30°	10°	30°	10°	30°	Boom to jib angle \ Radius Ft.
30													30
35													35
40	140.4		140.6		129.2		129.0						40
45	132.1		129.8		125.9		123.8						45
50	119.4		116.9		114.7		112.5		110.4		108.2		50
55	107.2	60.5	105.1	60.9	103.1	61.5	101.1	61.9	99.3		97.3		55
60	96.8	58.6	95.0	59.0	93.2	59.7	91.3	60.1	89.8	60.5	87.9	60.8	60
65	88.1	56.6	86.3	57.3	84.7	58.0	83.0	58.4	81.5	58.8	79.9	59.3	65
70	80.7	55.1	79.0	55.8	77.5	56.3	79.2	56.9	77.8	57.3	79.3	57.8	70
75	76.0	53.6	74.4	54.2	73.1	54.8	74.3	55.3	73.0	55.9	75.9	56.3	75
80	73.5	52.1	71.9	52.8	69.9	53.4	69.1	53.9	68.3	54.5	70.5	55.0	80
85	71.1	50.8	69.6	51.5	64.5	52.1	66.6	52.8	67.7	53.2	67.9	53.9	85
90	69.1	49.4	66.4	50.3	62.9	50.9	64.5	51.6	66.5	52.2	67.8	52.7	90
95	65.2	48.3	63.0	49.1	60.9	49.7	62.4	50.4	64.6	51.1	64.8	51.6	95
100	61.3	47.2	59.2	48.0	59.5	48.6	60.3	49.3	61.7	50.0	60.1	50.6	100
105	59.5	46.1	55.2	47.0	60.0	47.6	58.4	48.3	57.3	48.9	55.8	49.6	105
110	55.1	45.3	55.8	45.9	55.9	46.6	54.3	47.5	53.4	47.9	51.9	48.6	110
115	51.3	44.4	53.3	45.0	52.2	45.7	50.7	46.5	49.8	47.0	48.3	47.7	115
120	48.4	43.6	49.6	44.2	48.7	44.9	47.3	45.6	46.4	46.2	44.9	46.5	120
125	46.8	42.7	46.1	43.4	45.4	44.1	44.3	44.9	43.2	45.2	41.9	44.6	125
130	43.7	41.9	42.9	42.7	42.4	43.4	41.3	43.4	40.4	42.7	39.1	41.5	130
135	40.8	41.2	40.1	41.1	39.5	41.2	38.7	40.7	37.8	40.1	36.5	38.8	135
140	38.1	39.6	37.5	38.9	36.8	38.5	36.2	37.8	35.4	37.5	34.1	36.2	140
145	35.6	37.0	35.0	36.3	34.3	35.9	33.7	35.2	33.0	35.0	31.7	33.7	145
150	33.5	34.6	32.6	33.9	32.1	33.5	31.3	32.8	30.8	32.6	29.5	31.5	150
155	31.3	32.4	30.5	31.7	30.0	31.3	29.1	30.6	28.8	30.4	27.5	29.3	155
160		30.2	28.5	29.6	28.0	29.2	27.1	28.5	26.8	28.3	25.5	27.2	160
165			26.5	27.6	26.1	27.2	25.2	26.5	24.8	26.3	23.7	25.3	165
170			24.7	25.6	24.2	25.3	23.3	24.7	23.1	24.2	22.0	23.6	170
175					22.5	23.5	21.8	22.8	21.4	22.5	20.5	21.9	175
180							20.3	21.2	19.8	20.9	19.0	20.3	180
185								19.7	18.4	19.4	17.5	18.6	185
190								18.0	17.1	18.0	16.2	17.1	190
195										16.5	14.8	15.7	195
200												14.3	200

In the interest of continual equipment development, SANY America Inc. reserves the right to change these specifications at any time without prior notification.

FJ Load Chart

SCA3000A Fixed Jib (without boom tip sheave block)

Fixed jib 100.1ft

Boom length	95.1ft		105ft		114.8ft		124.7ft		134.5ft		144.4ft		Boom length
Boom to jib angle / Radius Ft.	10°	30°	10°	30°	10°	30°	10°	30°	10°	30°	10°	30°	Boom to jib angle / Radius Ft.
50	72.6												50
55	67.2		68.9		69.8		67.2		66.6		68.5		55
60	61.0		63.0		64.9		64.6		64.9		66.9		60
65	55.7		57.6		59.6		60.9		61.7		63.7		65
70	51.8		53.2		55.3		56.7		57.7		59.8		70
75	47.9		49.4		51.4		52.6		54.0		55.9		75
80	44.4	30.3	46.2	30.6	47.9	30.8	48.9		50.6		52.4		80
85	41.5	29.2	43.2	29.4	44.5	29.9	46.2		47.5		49.1		85
90	39.0	28.2	40.7	28.4	42.1	28.8	43.5	28.3	45.0	28.5	46.2	28.7	90
95	36.7	27.2	38.3	27.5	39.8	27.8	41.1	27.4	42.3	27.7	43.8	27.9	95
100	34.6	26.2	36.1	26.6	37.5	26.8	38.8	26.5	39.9	26.8	41.6	27.1	100
105	32.9	25.4	34.2	25.6	35.4	26.0	36.7	25.8	37.9	26.0	39.5	26.5	105
110	31.1	24.6	32.4	24.9	33.7	25.3	34.8	25.0	36.1	25.3	37.7	25.7	110
115	29.6	23.7	30.8	24.2	32.2	24.5	33.1	24.1	34.5	24.7	36.0	24.9	115
120	28.2	22.9	29.3	23.5	30.7	23.8	31.6	23.3	33.0	24.0	34.3	24.2	120
125	26.7	22.5	28.0	22.9	29.2	23.4	30.2	22.5	31.5	23.1	32.8	23.5	125
130	25.6	21.8	26.9	22.2	28.1	22.7	29.1	21.8	30.2	22.4	31.6	22.7	130
135	25.1	21.2	25.7	21.7	26.9	22.1	27.8	21.1	29.0	21.7	30.2	22.0	135
140	24.5	20.7	24.9	21.2	25.8	21.6	26.6	20.4	27.9	20.9	28.9	21.3	140
145	23.6	20.2	24.7	20.6	24.7	21.1	25.5	19.7	26.7	20.2	27.8	20.6	145
150	22.8	19.7	23.9	20.2	23.7	20.6	24.7	19.1	25.7	19.7	26.8	19.9	150
155	22.0	19.2	23.2	19.7	22.9	20.1	23.8	18.7	24.8	19.0	25.9	19.6	155
160	21.4	18.8	22.5	19.2	22.0	19.6	22.9	18.2	23.9	18.5	24.8	19.1	160
165		18.4	21.7	18.9	21.2	19.3	22.1	17.5	23.1	18.2	23.5	18.6	165
170		18.1	20.9	18.5	20.6	19.0	21.3	17.2	22.4	17.7	22.2	18.2	170
175		17.8		18.2	19.8	18.7	20.7	17.1	22.4	17.3	21.8	17.8	175
180				17.9		18.3	20.0	16.8	21.7	17.1	21.6	17.4	180
185						18.1	19.1	16.5	20.5	16.9	21.1	17.1	185
190						17.9	18.5	16.3	19.3	16.5	20.0	16.8	190
195								16.2	19.0	16.4	18.8	16.6	195
200										16.2	17.7	16.4	200
205												16.3	205
210												16.1	210
215												16.1	215
220													220
225													225
230													230
235													235
240													240
245													245
250													250
255													255

In the interest of continual equipment development, SANY America Inc. reserves the right to change these specifications at any time without prior notification.

FJ Load Chart

SCA3000A Fixed Jib (without boom tip sheave block)

Fixed jib 100.1ft

Boom length	154.2ft		164ft		173.9ft		183.7ft		193.6ft		203.4ft		Boom length
Boom to jib angle / Radius Ft.	10°	30°	10°	30°	10°	30°	10°	30°	10°	30°	10°	30°	Boom to jib angle / Radius Ft.
50													50
55	67.1		65.7										55
60	66.1		64.8		63.3		61.7		60.1		58.6		60
65	64.9		63.8		62.4		60.9		59.5		58.0		65
70	61.3		61.7		61.6		60.2		58.7		57.2		70
75	57.3		58.5		59.4		59.3		58.0		56.6		75
80	53.6		54.9		56.2		57.6		57.0		55.9		80
85	50.5		52.0		53.3		54.3		55.7		55.1		85
90	48.0	29.7	49.2	29.9	50.4	30.1	51.4		53.0		52.5		90
95	45.5	28.8	46.4	29.1	47.8	29.4	48.9	29.6	50.0	29.8	49.2	30.0	95
100	43.1	28.0	44.0	28.4	45.4	28.6	46.6	28.8	47.0	29.0	45.8	29.2	100
105	40.8	27.3	42.0	27.6	43.2	27.8	44.5	28.0	43.8	28.2	42.8	28.4	105
110	39.0	26.7	40.1	26.9	41.3	27.1	41.8	27.3	41.0	27.7	40.0	27.9	110
115	37.2	26.0	38.4	26.2	39.4	26.4	39.3	26.8	38.5	27.1	37.5	27.3	115
120	35.5	25.3	36.7	25.6	37.5	25.8	36.8	26.2	36.0	26.4	35.0	26.7	120
125	34.1	24.7	35.0	25.1	35.6	25.4	34.5	25.6	33.8	25.8	32.8	26.2	125
130	32.5	24.1	33.6	24.4	33.4	24.8	32.4	25.0	31.8	25.2	30.8	25.5	130
135	31.2	23.7	32.1	23.9	31.5	24.3	30.5	24.6	29.9	24.8	28.9	25.0	135
140	30.1	23.2	30.5	23.4	29.6	23.8	28.6	24.1	28.0	24.3	27.0	24.6	140
145	28.9	22.6	28.7	22.8	27.9	23.3	26.9	23.5	26.3	23.8	25.5	24.2	145
150	27.6	22.1	27.1	22.4	26.3	22.8	25.4	23.0	24.8	23.5	25.1	23.7	150
155	26.1	21.6	25.6	22.0	24.8	22.3	23.9	22.7	24.2	23.0	24.6	23.2	155
160	24.5	21.2	24.0	21.6	23.4	21.8	23.0	22.2	23.8	22.5	24.0	22.7	160
165	23.1	20.8	22.5	21.1	22.3	21.5	22.7	21.7	23.3	22.2	23.1	22.4	165
170	21.8	20.5	21.2	20.7	22.0	21.2	22.3	21.4	22.9	21.8	22.4	22.0	170
175	21.4	20.2	19.9	20.4	21.7	20.9	21.2	21.1	22.1	21.4	22.3	21.7	175
180	21.2	19.9	18.7	20.1	21.2	20.5	20.6	20.7	21.6	21.0	21.4	21.4	180
185	20.7	19.5	17.6	19.7	20.5	20.2	20.7	20.4	21.0	20.7	19.9	21.1	185
190	19.4	19.2	16.6	19.4	19.9	19.8	20.5	20.1	19.7	20.5	18.6	20.7	190
195	18.4	18.8	15.6	19.3	19.7	19.5	19.2	19.7	18.5	20.2	17.3	20.0	195
200	17.8	18.6	15.1	19.0	18.9	19.2	18.0	19.5	17.2	19.7	16.0	19.0	200
205	17.3	18.4	14.7	18.7	17.7	18.9	16.8	19.0	16.0	18.8	14.8	17.7	205
210	16.8	18.1	13.8	18.5	16.5	18.5	15.7	17.9	15.0	17.4	13.7	16.5	210
215		17.9	12.8	17.5	15.3	17.3	14.6	16.7	13.8	16.2	12.6	15.2	215
220		17.1		16.4	14.3	16.2	13.6	15.5	12.7	15.1	11.6	14.1	220
225				15.3		15.0	12.6	14.3	11.7	13.9	10.6	13.0	225
230						13.8		13.1	10.7	12.7	9.6	11.8	230
235						12.8		12.1	9.9	11.7	8.8	10.8	235
240								11.2	9.1	10.7	8.0	9.9	240
245										9.7	7.1	8.8	245
250												7.8	250
255												7.0	255

In the interest of continual equipment development, SANY America Inc. reserves the right to change these specifications at any time without prior notification.

FJ Load Chart

SCA3000A Fixed Jib (without boom tip sheave block)

Fixed jib 137.8 ft

Boom length	95.1ft		105ft		114.8ft		124.7ft		134.5ft		144.4ft		Boom length
Radius Ft. \ Boom to jib angle	10°	30°	10°	30°	10°	30°	10°	30°	10°	30°	10°	30°	Boom to jib angle \ Radius Ft.
60	38.2		38.3		37.7		36.3						60
65	37.1		37.3		36.8		35.5						65
70	36.1		36.3		35.9		34.6		35.8		34.4		70
75	35.2		35.4		35.0		33.7		35.0		33.7		75
80	34.0		34.3		34.2		32.9		34.2		32.9		80
85	31.8		32.8		33.4		32.1		33.4		32.1		85
90	29.8		30.6		31.5		31.4		32.6		31.4		90
95	28.0		28.8		29.8		30.1		31.8		30.7		95
100	26.3		27.3		28.0		28.6		30.8		29.9		100
105	24.8	22.0	25.6	22.5	26.3	22.7	27.1	21.8	29.1	22.0	28.6	22.3	105
110	23.5	21.2	24.2	21.7	24.9	21.9	25.9	21.1	27.7	21.4	27.4	21.6	110
115	22.3	20.5	23.0	20.9	23.7	21.1	24.6	20.6	26.3	20.8	26.1	20.9	115
120	21.4	19.8	22.2	20.2	22.6	20.4	23.3	20.0	25.0	20.2	24.8	20.3	120
125	21.2	19.2	21.9	19.6	21.6	19.8	22.1	19.4	23.6	19.6	23.5	19.8	125
130	20.3	18.6	20.9	19.1	20.6	19.3	21.1	18.8	22.7	19.1	22.5	19.3	130
135	19.9	18.2	20.0	18.6	20.0	18.8	20.2	18.4	21.8	18.6	21.7	18.8	135
140	19.4	17.7	19.2	18.1	19.4	18.3	19.4	17.9	20.8	18.1	20.7	18.3	140
145	18.6	17.1	18.4	17.5	18.6	17.8	18.6	17.3	19.8	17.6	19.7	17.9	145
150	17.8	16.6	17.6	17.1	17.8	17.3	17.8	16.9	19.2	17.3	19.1	17.5	150
155	17.2	16.1	16.9	16.6	17.2	17.0	17.1	16.5	18.5	16.8	18.4	17.0	155
160	16.4	15.6	16.2	16.1	16.5	16.5	16.3	16.1	17.7	16.3	17.6	16.6	160
165	15.6	15.1	15.4	15.6	15.7	16.0	15.6	15.8	16.9	16.0	16.9	16.2	165
170	15.1	14.7	14.7	15.1	15.1	15.5	15.1	15.4	16.3	15.7	16.3	15.9	170
175	14.5	14.3	14.1	14.7	14.5	15.1	14.5	15.1	15.7	15.4	15.7	15.6	175
180	13.9	13.9	13.7	14.4	14.0	14.7	13.9	14.7	15.2	15.0	15.1	15.2	180
185	13.4	13.6	13.3	14.0	13.5	14.2	13.5	14.3	14.7	14.7	14.6	15.0	185
190	12.9	13.0	12.7	13.4	13.1	13.9	12.9	14.1	14.1	14.3	14.1	14.8	190
195	12.4	12.7	12.3	13.1	12.6	13.4	12.5	13.6	13.6	14.0	13.7	14.4	195
200		12.4	11.9	12.8	12.2	13.1	12.2	13.2	13.2	13.7	13.3	14.1	200
205		12.0		12.5	11.8	12.9	11.7	13.0	12.7	13.3	12.7	13.8	205
210		11.7		12.1	11.3	12.6	11.2	12.8	12.2	13.0	12.2	13.4	210
215				11.9		12.2	11.0	12.4	11.8	12.8	12.0	13.1	215
220				11.7		12.0		12.1	11.5	12.5	11.6	12.9	220
225						11.8		11.8	11.2	12.2	11.3	12.7	225
230								11.7		11.9	10.9	12.3	230
235								11.3		11.7	10.5	12.0	235
240										11.6		11.8	240
245												11.6	245
250													250
255													255
260													260
265													265
270													270
275													275
280													280
285													285

In the interest of continual equipment development, SANY America Inc. reserves the right to change these specifications at any time without prior notification.

FJ Load Chart

SCA3000A Fixed Jib (without boom tip sheave block)

Fixed jib 137.8 ft

Boom length	154.2ft		164ft		173.9ft		183.7ft		193.6ft		203.4ft		Boom length
Radius Ft. \ Boom to jib angle	10°	30°	10°	30°	10°	30°	10°	30°	10°	30°	10°	30°	Boom to jib angle \ Radius Ft.
60													60
65													65
70	35.2		35.0		34.7		36.6						70
75	34.6		34.4		34.1		36.0		33.4		33.1		75
80	33.9		33.7		33.4		35.3		32.9		32.6		80
85	33.1	–	32.9		32.7		34.7		32.2		32.1		85
90	32.5		32.3		32.1		34.1		31.8		31.5		90
95	31.8		31.7		31.6		33.6		31.3		31.1		95
100	31.0		31.1		31.1		33.0		30.8		30.6		100
105	29.8	22.9	30.4		30.4		32.3		30.4		30.1		105
110	28.1	22.2	29.0		29.6		31.8		29.8		29.6		110
115	26.9	21.7	27.8	21.9	28.3	22.0	30.9	22.1	29.2	22.3	29.1	22.3	115
120	25.8	21.2	26.5	21.3	27.0	21.4	29.7	21.6	28.4	21.8	28.6	21.8	120
125	24.5	20.7	25.2	20.7	26.0	20.9	28.3	21.2	27.2	21.4	27.8	21.4	125
130	23.4	20.0	24.1	20.2	24.8	20.4	27.1	20.6	26.1	20.8	26.6	20.8	130
135	22.4	19.5	23.1	19.7	23.8	19.9	26.0	20.1	25.1	20.4	25.6	20.5	135
140	21.4	19.0	22.1	19.3	22.9	19.5	25.0	19.6	24.1	19.9	24.6	20.1	140
145	20.6	18.6	21.2	18.9	22.1	19.1	24.1	19.2	23.0	19.4	23.5	19.6	145
150	19.8	18.2	20.4	18.4	21.2	18.6	23.3	18.8	22.2	19.1	22.8	19.3	150
155	19.1	17.8	19.6	18.1	20.4	18.3	22.4	18.5	21.4	18.7	22.0	18.8	155
160	18.3	17.4	18.9	17.6	19.5	17.8	21.5	18.0	20.7	18.3	21.0	18.3	160
165	17.6	16.9	18.3	17.1	18.7	17.3	20.6	17.5	20.2	17.8	20.1	18.0	165
170	17.1	16.5	17.6	16.8	18.1	17.0	19.9	17.2	20.5	17.4	18.8	17.6	170
175	16.5	16.2	17.0	16.5	17.6	16.7	19.3	16.9	19.6	17.1	17.7	17.3	175
180	15.9	15.9	16.4	16.1	17.0	16.3	18.7	16.6	18.5	16.8	16.6	17.0	180
185	15.3	15.6	15.9	15.9	16.4	16.1	17.9	16.3	17.3	16.5	15.4	16.7	185
190	14.9	15.2	15.4	15.7	15.9	15.9	17.0	16.1	16.3	16.3	14.5	16.5	190
195	14.3	15.1	14.8	15.2	15.4	15.5	16.0	15.8	15.3	16.0	13.5	16.2	195
200	13.9	14.7	14.4	14.8	14.8	15.2	15.0	15.5	14.4	15.7	12.7	15.9	200
205	13.5	14.2	14.0	14.5	14.1	14.9	14.0	15.2	13.5	15.3	11.8	15.6	205
210	13.1	13.9	13.6	14.1	13.2	14.6	13.2	15.0	12.5	15.0	10.9	15.2	210
215	12.6	13.7	12.9	13.9	12.4	14.2	12.3	14.7	11.7	14.7	10.1	15.0	215
220	12.1	13.4	12.2	13.6	11.7	13.9	11.4	14.2	10.9	14.4	9.4	14.8	220
225	11.7	13.1	11.4	13.3	10.9	13.6	10.7	13.8	10.1	14.2	8.6	14.5	225
230	11.2	12.8	10.7	13.2	10.3	13.2	10.0	13.7	9.3	13.9	7.9	14.0	230
235	10.5	12.6	10.0	12.9	9.5	13.0	9.2	13.3	8.6	13.7	7.2	13.0	235
240	9.9	12.3	9.3	12.7	8.8	12.9	8.5	13.0	8.0	12.9	6.6	12.1	240
245		12.0	8.6	12.4	8.1	12.6	7.8	12.4	7.3	11.9	6.0	11.0	245
250		11.7		12.0	7.5	12.2	7.1	11.6	6.6	10.9	5.4	10.0	250
255		11.7		11.6	7.0	11.2	6.6	10.6	5.9	10.1	4.7	9.2	255
260				10.8		10.3	5.9	9.7	5.4	9.1	4.2	8.2	260
265				10.0		9.5		8.9	4.8	8.2	3.7	7.3	265
270						8.6		8.0	4.3	7.3	3.2	6.4	270
275						7.8		7.2	3.8	6.5	2.7	5.6	275
280								6.4		5.8		4.9	280
285										5.0		4.1	285

In the interest of continual equipment development, SANY America Inc. reserves the right to change these specifications at any time without prior notification.

LJ Configuration

LJ Configuration

Jib length ft (m)	Insert 9.8ft (3m)	Insert 19.7ft (6m)	Insert 39.4ft (12m)	Boom Length ft (m)	Boom Angle
68.9 (21)	1	1	–	85.3ft (26m)~203.4ft (62m)	65°~88°
78.7 (24)	–	2	–	85.3ft (26m)~203.4ft (62m)	65°~88°
88.6 (27)	1	2	–	85.3ft (26m)~203.4ft (62m)	65°~88°
98.4 (30)	–	1	1	85.3ft (26m)~203.4ft (62m)	65°~88°
108.3 (33)	1	1	1	85.3ft (26m)~203.4ft (62m)	65°~88°
118.1 (36)	–	2	1	85.3ft (26m)~203.4ft (62m)	65°~88°
128 (39)	1	2	1	85.3ft (26m)~203.4ft (62m)	65°~88°
137.8 (42)	–	1	2	85.3ft (26m)~203.4ft (62m)	65°~88°
147.6 (45)	1	1	2	85.3ft (26m)~203.4ft (62m)	65°~88°
157.5 (48)	–	2	2	85.3ft (26m)~203.4ft (62m)	65°~88°
167.3 (51)	1	2	2	85.3ft (26m)~203.4ft (62m)	65°~88°
177.2 (54)	–	1	3	85.3ft (26m)~203.4ft (62m)	65°~88°
187 (57)	1	1	3	85.3ft (26m)~203.4ft (62m)	65°~88°
196.9 (60)	–	2	3	85.3ft (26m)~203.4ft (62m)	65°~88°
206.7 (63)	1	2	3	85.3ft (26m)~203.4ft (62m)	65°~88°

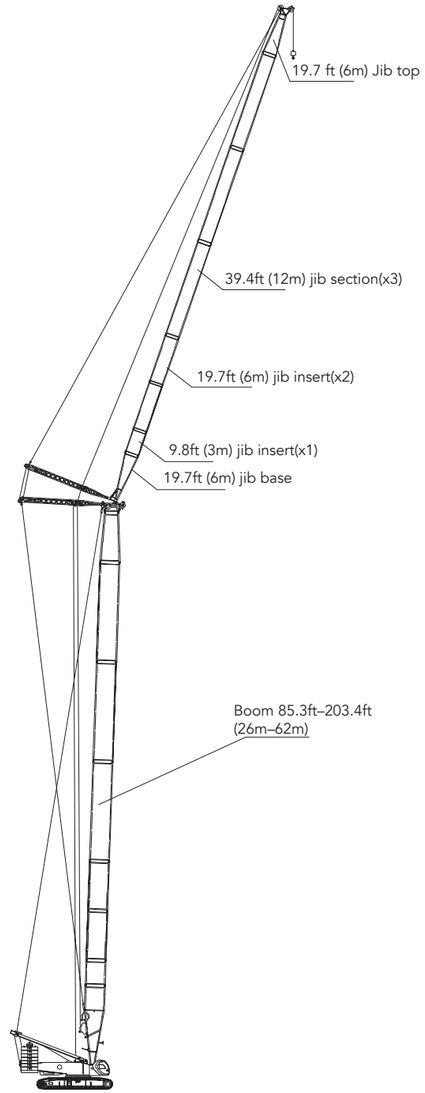

Luffing jib combination

In the interest of continual equipment development, SANY America Inc. reserves the right to change these specifications at any time without prior notification.

LJ Working Radius

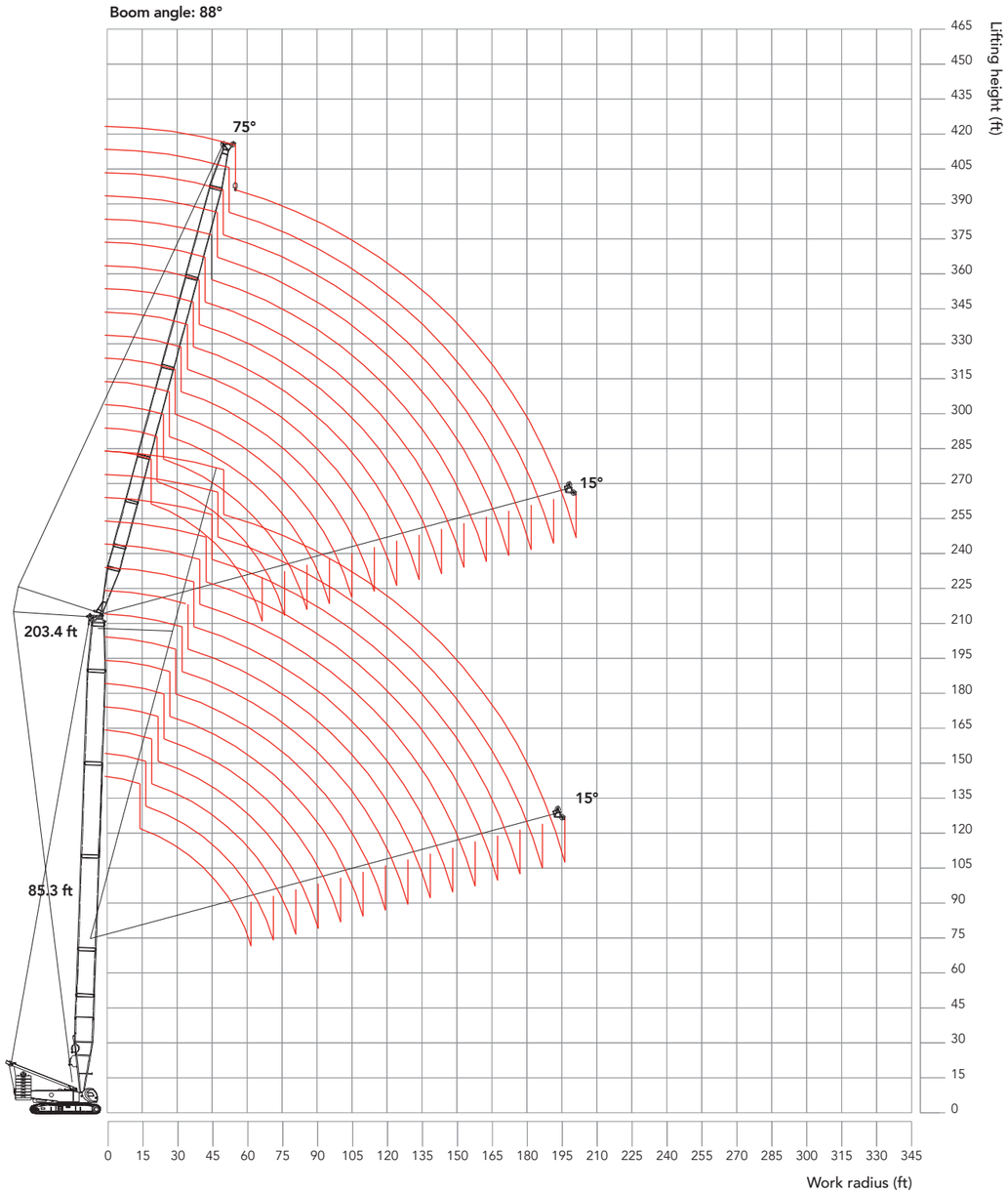

In the interest of continual equipment development, SANY America Inc. reserves the right to change these specifications at any time without prior notification.

LJ Load Chart

SCA3000A Luffing Jib (without boom tip sheave block)

Boom 85.3 ft-203.4ft; Jib 68.9ft-206.6ft; Rear counterweight 220.5Klb; Carbody counterweight 88.2Klb

Boom length (ft)		85.3												Boom length (ft)
Jib length (ft)		68.9						78.7						Jib length (ft)
Radius(ft)	Boom Angle(°)	88	85	80	75	70	65	88	85	80	75	70	65	Radius(ft) Boom Angle(°)
33		198.2												33
35		196.6						193.3						35
40		190.9	196.9					184.8						40
45		172.9	187.5					166.2						45
50		156	169.5					150.2	166.8					50
55		141.3	151.6	151.8				135.9	150.2					55
60		127.8	136.2	138.7				123.6	136.0	136.3				60
65		111.5	122.3	127.8				114.0	123.3	125.5				65
70		92.6	107.1	118.2	114.4			103.5	113.5	116.6				70
75			89.6	108.9	105.5			91.3	103.2	108.1	104.5			75
80				100.2	97.1	94.2			91.7	100.0	96.8			80
85				92.9	90	87.1			78.8	92.7	89.8			85
90					83.9	81.3				86.5	83.7	80.9		90
95						76	73.5			80.8	78.2	75.7		95
100							69				73.2	71	68.6	100
105							64.8				68.7	66.6	64.4	105
110												62.8	60.8	110
115													57.4	115
120														120
125														125
130														130
135														135

In the interest of continual equipment development, SANY America Inc. reserves the right to change these specifications at any time without prior notification.

LJ Load Chart

SCA3000A Luffing Jib (without boom tip sheave block)

Boom 85.3 ft-203.4ft; Jib 68.9ft-206.6ft; Rear counterweight 220.5Klb; Carbody counterweight 88.2Klb

Boom length (ft)		85.3												Boom length (ft)
Jib length (ft)		88.6						98.4						Jib length (ft)
Radius(ft)	Boom Angle(°)	88	85	80	75	70	65	88	85	80	75	70	65	Radius(ft) Boom Angle(°)
33														33
35														35
40		182.7						172.9						40
45		165.2						163.6						45
50		149.5	164.8					148.4						50
55		135.3	149.2					134.4	147.5					55
60		123.0	135.4	133.8				123.0	135.0					60
65		113.4	123.5	123.3				112.6	123.1					65
70		104.9	113.7	114.5				104.9	113.2	111.8				70
75		96.8	105.3	106.7				97.7	104.9	104.2				75
80		88.2	97.9	99.4	94.9			90.9	97.8	97.4	93.3			80
85		77.2	90.4	92.3	88.2			84.8	91.1	91.1	87.5			85
90		65.5	78.9	86.1	82.3			74.7	85.2	85.1	81.7			90
95			66.7	80.5	76.9	74.4		64.8	77.4	79.5	76.4			95
100				75.4	72.0	69.7			67.8	74.5	71.6	68.7		100
105				70.7	67.7	65.5	63.8		57.0	70.0	67.2	64.6		105
110					63.9	61.7	60.3			66.1	63.4	60.9		110
115						58.4	57				60.0	57.6	56.1	115
120							53.9				56.8	54.6	53.1	120
125												51.8	50.4	125
130												49.2	47.9	130
135													45.6	135

In the interest of continual equipment development, SANY America Inc. reserves the right to change these specifications at any time without prior notification.

LJ Load Chart

SCA3000A Luffing Jib (without boom tip sheave block)

Boom 85.3 ft-203.4ft; Jib 68.9ft-206.6ft; Rear counterweight 220.5Klb; Carbody counterweight 88.2Klb

Boom length (ft)		85.3												Boom length (ft)	
Jib length (ft)		108.3						118.1						Jib length (ft)	
Radius(ft)	Boom Angle(°)	88	85	80	75	70	65	88	85	80	75	70	65	Radius(ft)	Boom Angle(°)
50		147.2						144.8						50	
55		133.1	145.0					132.7						55	
60		121.2	132.8					121.1	130.6					60	
65		112.0	122.5					111.3	120.5					65	
70		103.9	112.8					103.4	112.0					70	
75		96.7	104.1	103.3				96.3	103.8	100.7				75	
80		90.5	96.6	96.7				89.8	96.1	94.2				80	
85		84.9	90.5	90.8				84.0	89.8	88.4				85	
90		76.6	85.0	85.1	79.5			79.3	84.5	83.4				90	
95		68.2	78.2	79.8	74.5			72.9	79.4	78.4	73.9			95	
100		60.0	70.4	74.8	69.9	67.4		65.7	74.2	73.6	69.5			100	
105		52.1	62.3	70.3	65.7	63.3		59.0	68.1	69.2	65.3	62.9		105	
110		44.0	53.8	66.4	61.9	59.6		51.4	60.8	65.3	61.6	59.2		110	
115				61.1	58.5	56.4		44.6	53.2	61.7	58.2	56.0		115	
120				54.0	55.4	53.5	52.5		45.9	58.4	55.1	53.1		120	
125					52.6	50.7	50.0			55.4	52.2	50.3	48.3	125	
130					49.9	48.2	47.5			52.6	49.6	47.8	46.0	130	
135						45.9	45.1				47.3	45.5	43.7	135	
140							42.9					43.4	41.6	140	
145												41.5	39.7	145	
150												39.5	38.0	150	
155													36.3	155	
160														160	
165														165	
170														170	
175														175	

In the interest of continual equipment development, SANY America Inc. reserves the right to change these specifications at any time without prior notification.

LJ Load Chart

SCA3000A Luffing Jib (without boom tip sheave block)

Boom 85.3 ft-203.4ft; Jib 68.9ft-206.6ft; Rear counterweight 220.5Klb; Carbody counterweight 88.2Klb

Boom length (ft)		85.3												Boom length (ft)	
Jib length (ft)		128						137.8						Jib length (ft)	
Radius(ft)	Boom Angle(°)	88	85	80	75	70	65	88	85	80	75	70	65	Radius(ft)	Boom Angle(°)
50		137.1												50	
55		131.1						118.7						55	
60		120.2	128.4					116.3						60	
65		110.1	118.6					107.6						65	
70		101.9	110.3					99.8	108.7					70	
75		94.7	102.9					92.7	101.4					75	
80		88.4	96.2	92.6				86.5	94.7	89.3				80	
85		83.0	90.0	86.9				80.9	88.8	83.8				85	
90		78.4	84.3	82.0				76.6	83.5	79.2				90	
95		73.9	79.0	77.5	72.8			72.3	78.6	74.8				95	
100		69.0	74.5	73.2	68.7			68.2	74.3	70.8	67.4			100	
105		63.3	70.6	68.8	64.7			64.5	70.6	67.1	63.8			105	
110		57.0	65.4	64.9	61.0			59.9	66.7	63.1	60.2			110	
115		51.4	59.5	61.3	57.7	55.4		54.6	62.6	59.6	56.8			115	
120		45.4	52.8	58.0	54.7	52.5		49.4	57.8	56.4	53.6	51.6		120	
125		38.2	45.6	55.0	51.8	49.7	47.7	44.4	52.2	53.6	50.9	49.0		125	
130		32.6	39.6	52.2	49.2	47.2	45.4	37.5	47.4	50.9	48.5	46.5		130	
135				49.8	46.9	45.0	43.2	32.5	40.8	48.5	46.1	44.2	42.4	135	
140				47.5	44.7	42.9	41.2		34.5	44.8	43.9	42.1	40.4	140	
145					42.7	40.9	39.3			39.2	42.0	40.2	38.5	145	
150					40.7	39.0	37.4			33.7	40.0	38.4	36.8	150	
155						37.3	35.7				38.3	36.7	35.1	155	
160							34.2					35.1	33.6	160	
165													32.1	165	
170													30.8	170	
175													29.5	175	

In the interest of continual equipment development, SANY America Inc. reserves the right to change these specifications at any time without prior notification.

LJ Load Chart

SCA3000A Luffing Jib (without boom tip sheave block)

Boom 85.3 ft-203.4ft; Jib 68.9ft-206.6ft; Rear counterweight 220.5Klb; Carbody counterweight 88.2Klb

Boom length (ft)		85.3												Boom length (ft)	
Jib length (ft)		147.6						157.5						Jib length (ft)	
Radius(ft)	Boom Angle(°)	88	85	80	75	70	65	88	85	80	75	70	65	Radius(ft)	Boom Angle(°)
55		105.9												55	
60		105.0						94.0						60	
65		103.9						93.0						65	
70		98.7	101.8					92.1	91.5					70	
75		92.6	97.6					89.6	90.6					75	
80		86.5	91.4					85.5	88.8					80	
85		81.1	85.8					79.9	84.4					85	
90		76.0	81.0	77.8				75.5	79.8					90	
95		71.6	76.5	73.4				71.3	75.4	72.3				95	
100		67.8	72.4	69.5				67.3	71.4	68.5				100	
105		64.1	68.7	66.1	63.3			63.5	67.7	64.9				105	
110		60.9	64.9	62.6	60.1			60.6	64.3	61.8				110	
115		57.0	61.4	59.2	56.9			57.7	61.1	58.7	56.2			115	
120		52.7	58.2	56.0	53.9			54.7	57.9	55.6	53.4			120	
125		48.1	55.1	53.2	51.0	50.5		51.3	54.8	52.8	50.6	48.5		125	
130		43.9	49.9	50.5	48.4	48.0		46.5	52.1	50.1	48.0	46.0		130	
135		37.9	45.5	48.0	46.1	45.7		42.8	48.4	47.6	45.7	43.7		135	
140		32.4	40.2	45.7	43.9	43.5	40.3	39.3	44.5	45.3	43.5	41.6		140	
145		28.1	33.4	43.3	41.9	41.4	38.5	35.3	40.3	43.3	41.5	39.7	37.9	145	
150		23.6	29.0	39.1	40.0	39.5	36.6	28.3	33.5	41.4	39.6	37.8	36.2	150	
155				34.1	38.2	37.8	35.1	23.9	29.0	39.6	37.9	36.1	34.5	155	
160					36.5	36.1	33.5		24.8	37.9	36.3	34.5	33.0	160	
165					35.0	34.6	32.0			36.2	34.6	33.0	31.6	165	
170					33.5	33.2	30.8			34.7	33.3	31.7	30.4	170	
175						31.8	29.5				31.9	30.5	29.1	175	
180							28.3					29.3	27.9	180	
185													26.7	185	
190													25.7	190	
195														195	
200														200	
205														205	
210														210	

In the interest of continual equipment development, SANY America Inc. reserves the right to change these specifications at any time without prior notification.

LJ Load Chart

SCA3000A Luffing Jib (without boom tip sheave block) (3-2/20)

Boom 85.3 ft-203.4ft; Jib 68.9ft-206.6ft; Rear counterweight 220.5Klb; Carbody counterweight 88.2Klb

Boom length (ft)		85.3												Boom length (ft)	
Jib length (ft)		167.3						177.2						Jib length (ft)	
Radius(ft)	Boom Angle(°)	88	85	80	75	70	65	88	85	80	75	70	65	Radius(ft)	Boom Angle(°)
55														55	
60		84.5						70.1						60	
65		83.6						69.5						65	
70		82.7						68.8						70	
75		81.8	81.4					68.1	67.7					75	
80		80.8	80.6					67.3	66.9					80	
85		79.5	79.7					66.5	66.3					85	
90		75.0	77.6					65.9	65.6					90	
95		70.8	74.2	71.2				65.2	64.9					95	
100		66.9	70.3	67.4				64.2	64.4	62.7				100	
105		63.3	66.7	63.9				62.5	63.9	62.1				105	
110		60.2	63.3	60.7				59.1	62.1	59.6				110	
115		57.3	60.3	57.8	55.4			55.0	59.5	57.0				115	
120		54.6	57.4	55.1	52.8			50.8	56.5	54.4	52.1			120	
125		52.0	54.4	52.2	50.0			47.0	53.3	51.8	49.7			125	
130		48.9	51.7	49.6	47.4			43.4	49.0	49.2	47.2			130	
135		45.1	49.2	47.2	45.1	43.2		40.1	45.3	46.9	44.9			135	
140		41.4	46.5	44.9	43.0	41.2		37.0	41.8	44.7	42.8	40.8		140	
145		38.1	43.4	42.9	41.1	39.1		34.2	38.5	42.7	40.7	38.9		145	
150		34.9	39.8	40.9	39.1	37.4		31.7	35.6	40.7	38.8	37.0		150	
155		28.8	36.2	39.1	37.3	35.7	34.1	29.1	32.9	38.8	37.1	35.3		155	
160		23.7	31.0	37.5	35.7	34.1	32.5	26.7	30.4	36.7	35.5	33.7	32.2	160	
165			24.7	35.0	34.2	32.6	31.0	23.7	28.1	34.4	33.8	32.2	30.8	165	
170			21.2	29.5	32.7	31.4	29.8	16.9	25.7	31.6	32.5	31.0	29.5	170	
175				25.3	31.4	30.0	28.5	13.2	19.3	29.2	31.2	29.7	28.2	175	
180					30.1	28.7	27.3		14.5	24.1	29.9	28.5	27.0	180	
185					28.9	27.5	26.1			18.0	27.5	27.3	25.9	185	
190					27.7	26.5	25.1			15.3	21.6	26.3	24.9	190	
195						25.4	24.1				18.5	25.2	23.8	195	
200							23.2					24.1	22.8	200	
205													21.9	205	
210													21.0	210	

In the interest of continual equipment development, SANY America Inc. reserves the right to change these specifications at any time without prior notification.

LJ Load Chart

SCA3000A Luffing Jib (without boom tip sheave block)

Boom 85.3 ft-203.4ft; Jib 68.9ft-206.6ft; Rear counterweight 220.5Klb; Carbody counterweight 88.2Klb

Boom length (ft)		85.3																		Boom length (ft)	
Jib length (ft)		187						196.9						206.7						Jib length (ft)	
Radius(ft)	Boom Angle(°)	88	85	80	75	70	65	88	85	80	75	70	65	88	85	80	75	70	65	Radius(ft)	Boom Angle(°)
70		67.6						61.4												70	
75		66.9						60.7						55.5						75	
80		66.1	65.7					59.9	59.7					54.8						80	
85		65.2	64.9					59.3	58.9					54.2						85	
90		64.4	64.2					58.7	58.5					53.5	53.3					90	
95		63.8	63.4					58.0	57.8					52.8	52.6					95	
100		63.2	62.8	61.6				57.3	57.1					52.2	52.0					100	
105		62.3	62.3	61.1				56.5	56.5	55.6				51.4	51.4					105	
110		59.4	60.9	58.6				56.0	55.8	54.8				50.8	50.8					110	
115		56.6	58.5	56.0				55.0	55.2	54.0				50.2	50.2	49.4				115	
120		54.0	55.8	53.4				53.2	54.2	52.5				49.6	49.6	48.8				120	
125		51.3	53.3	50.9	48.7			50.7	52.5	50.1	47.7			48.9	49.0	48.1				125	
130		48.8	51.0	48.7	46.4			48.5	50.2	47.8	45.5			47.9	48.3	46.6				130	
135		46.5	48.6	46.4	44.2			46.4	48.0	45.7	43.6			46.0	46.8	44.8	42.7			135	
140		44.4	46.2	44.1	42.2			44.4	45.8	43.7	41.6			44.0	45.0	42.9	40.9			140	
145		42.3	44.0	42.1	40.3	38.3		42.5	43.6	41.7	39.7			42.3	43.3	41.1	39.1			145	
150		39.1	42.0	40.2	38.3	36.4		40.6	41.6	39.7	37.8			40.3	41.3	39.2	37.4			150	
155		36.1	40.2	38.4	36.5	34.7		37.9	39.8	37.9	36.1	34.3		38.8	39.4	37.4	35.6			155	
160		33.4	37.8	36.7	34.9	33.2		35.0	38.1	36.3	34.5	32.7		36.6	37.7	35.7	33.9	32.2		160	
165		30.0	34.8	35.0	33.4	31.8	30.3	32.2	36.2	34.6	33.0	31.2		33.8	36.0	34.2	32.4	30.9		165	
170		23.2	32.2	33.5	31.9	30.6	29.0	29.9	33.8	33.1	31.5	30.0		31.5	34.3	32.7	31.2	29.6		170	
175		19.9	25.6	32.1	30.7	29.2	27.7	27.6	31.4	31.8	30.3	28.7	27.1	29.3	32.6	31.4	29.8	28.2		175	
180		17.1	20.8	30.9	29.5	27.9	26.5	22.5	26.2	30.5	29.1	27.5	26.0	27.1	30.6	30.1	28.5	27.0	25.5	180	
185			18.0	29.7	28.3	26.7	25.3	16.5	20.0	29.3	27.9	26.3	24.9	23.5	28.2	28.9	27.3	25.9	24.3	185	
190			15.1	28.5	27.1	25.7	24.3	14.0	17.6	28.1	26.7	25.3	23.9	16.3	26.1	27.7	26.3	24.7	23.3	190	
195				27.4	26.0	24.6	23.3	11.6	15.0	21.8	25.6	24.2	22.9	13.7	18.8	26.6	25.2	23.7	22.3	195	
200				26.3	24.9	23.6	22.4			18.0	24.6	23.2	22.0	11.4	14.6	21.7	24.1	22.7	21.4	200	
205					23.9	22.7	21.5			15.6	23.7	22.3	21.1		12.3	16.5	23.1	21.8	20.5	205	
210					23.0	21.8	20.6			12.7	22.6	21.4	20.2		9.9	15.3	22.2	21.0	19.6	210	
215						20.9	19.8				21.7	20.5	19.4			12.7	21.3	20.1	18.9	215	
220							19.0					19.7	18.7				20.5	19.3	18.2	220	
225													18.0				19.7	18.5	17.4	225	
230																		17.9	16.7	230	
235																		17.1	16.0	235	
240																			15.3	240	

In the interest of continual equipment development, SANY America Inc. reserves the right to change these specifications at any time without prior notification.

LJ Load Chart

SCA3000A Luffing Jib (without boom tip sheave block)

Boom 85.3 ft-203.4ft; Jib 68.9ft-206.6ft; Rear counterweight 220.5Klb; Carbody counterweight 88.2Klb

Boom length (ft)		114.8												Boom length (ft)	
Jib length (ft)		68.9						78.7						Jib length (ft)	
Radius(ft)	Boom Angle(°)	88	85	80	75	70	65	88	85	80	75	70	65	Radius(ft)	Boom Angle(°)
33		198.1												33	
35		196.6												35	
40		191.7						181.9						40	
45		178.1						173.9						45	
50		162.4	157.6					159.5	154.9					50	
55		148.1	143.6					145.4	141.2					55	
60		135.4	131.7	125.4				133.5	129.6					60	
65		122.9	121.6	115.7				123.4	119.7					65	
70		97.6	113.3	107.6				114.9	111.4	105.8				70	
75			105.9	100.4	95.4			102.5	104.1	98.7				75	
80				93.9	89.3			86.8	97.5	92.5	87.9			80	
85				88.2	83.8			71	91.8	87	82.4			85	
90				82.3	78.4				85.7	81.8	77.9			90	
95					73.3	70				76.7	73.1	69.6		95	
100						65.6					68.5	65.2		100	
105						61.7	58.7				64.5	61.3		105	
110						58	55.4				60.7	57.8		110	
115							52.4					54.6	52	115	
120													49.2	120	
125													46.7	125	
130													44.3	130	
135														135	
140														140	
145														145	
150														150	

In the interest of continual equipment development, SANY America Inc. reserves the right to change these specifications at any time without prior notification.

LJ Load Chart

SCA3000A Luffing Jib (without boom tip sheave block)

Boom 85.3 ft-203.4ft; Jib 68.9ft-206.6ft; Rear counterweight 220.5Klb; Carbody counterweight 88.2Klb

Boom length (ft)		114.8												Boom length (ft)
Jib length (ft)		88.6						98.4						Jib length (ft)
Radius(ft)	Boom Angle(°)	88	85	80	75	70	65	88	85	80	75	70	65	Radius(ft) Boom Angle(°)
33														33
35														35
40		180.9						170.2						40
45		170.9						164.9						45
50		156.5						153.2						50
55		142.8	138.6					140.7	136.5					55
60		131.1	127.2					129.2	125.3					60
65		121.2	117.5					119.5	115.8					65
70		112.9	109.4	103.9				111.2	107.8					70
75		105.5	102.2	97				104	100.7	95.6				75
80		98.1	95.7	90.9				97.5	94.4	89.5				80
85		89.4	90	85.4				91.8	88.8	84.2				85
90		75	85	80.8	76.5			86.8	83.9	79.6				90
95			79.9	76	72.2			76.2	79.3	75.2	71.4			95
100				71.5	68.1	64.6			74.8	71.1	67.5			100
105				67.3	63.9	60.7			70.4	67.1	63.7	60.5		105
110				63.3	60.4	57.4			66.3	63.3	60.2	57		110
115					57	54.3				59.8	56.9	54		115
120						51.4	48.6				53.9	51.2		120
125						48.7	46.1				51	48.5	45.9	125
130						46.2	43.8				48.4	46	43.6	130
135							41.7					43.8	41.5	135
140													39.5	140
145													37.7	145
150													36	150

In the interest of continual equipment development, SANY America Inc. reserves the right to change these specifications at any time without prior notification.

LJ Load Chart

SCA3000A Luffing Jib (without boom tip sheave block)

Boom 85.3 ft-203.4ft; Jib 68.9ft-206.6ft; Rear counterweight 220.5Klb; Carbody counterweight 88.2Klb

Boom length (ft)		114.8												Boom length (ft)
Jib length (ft)		108.3						118.1						Jib length (ft)
Radius(ft)	Boom Angle(°)	88	85	80	75	70	65	88	85	80	75	70	65	Radius(ft) Boom Angle(°)
50		148.2						137						50
55		138.3						132.8						55
60		127.1	123.1					124.9	121.2					60
65		117.5	113.8					115.6	112					65
70		109.4	106					107.8	104.3					70
75		102.2	98.9	93.9				100.6	97.4					75
80		95.7	92.6	87.9				94.2	91.3	86.5				80
85		90	87.2	82.6				88.6	85.8	81.3				85
90		85.1	82.4	78.1				83.7	81.2	76.9				90
95		79	78	73.8	69.9			79.4	76.8	72.6				95
100		70.6	73.9	69.9	66.2			75	72.8	68.8	65			100
105		59.5	70	66.5	62.9			70.2	69.2	65.5	61.7			105
110		50.5	66.1	62.8	59.5			59.6	65.6	62.3	58.8			110
115			62.5	59.4	56.3	53.4		51.2	62.1	59	55.8			115
120				56.2	53.4	50.6			58.8	55.8	53	50		120
125				53.4	50.6	47.9	45.3		55.8	53	50.2	47.5		125
130				50.7	48	45.4	43		53.1	50.4	47.6	45		130
135					45.7	43.2	40.9			48	45.4	42.8	40.4	135
140						41.2	38.9				43.3	40.9	38.5	140
145						39.3	37.1				41.3	39.1	36.7	145
150						37.6	35.4				39.4	37.2	35	150
155							33.9					35.5	33.5	155
160													32	160
165													30.7	165
170													29.4	170
175														175
180														180

In the interest of continual equipment development, SANY America Inc. reserves the right to change these specifications at any time without prior notification.

LJ Load Chart

SCA3000A Luffing Jib (without boom tip sheave block)

Boom 85.3 ft-203.4ft; Jib 68.9ft-206.6ft; Rear counterweight 220.5Klb; Carbody counterweight 88.2Klb

Boom length (ft)		114.8												Boom length (ft)	
Jib length (ft)		128						137.8						Jib length (ft)	
Radius(ft)	Boom Angle(°)	88	85	80	75	70	65	88	85	80	75	70	65	Radius(ft)	Boom Angle(°)
50														50	
55		121.2						108.5						55	
60		119.5	118.5					107.8						60	
65		113.2	110.1					107						65	
70		105.9	102.6					103.1	100.8					70	
75		99	95.8					97.6	94.5					75	
80		92.8	89.7					91.5	88.5					80	
85		87.2	84.4					86	83.2					85	
90		82.6	79.8	75.5				81.4	78.7	74.5				90	
95		78.1	75.4	71.4				77	74.4	70.4				95	
100		74	71.5	67.6				73	70.5	66.6				100	
105		70.4	68.1	64.1	60.5			69.4	67.1	63.3	59.7			105	
110		66.9	64.9	61	57.6			66.1	63.9	60.2	56.9			110	
115		61.3	61.6	58.2	55			63	60.9	57.4	54.2			115	
120		53.6	58.4	55.4	52.4			59.3	58	54.8	51.7			120	
125		44.2	55.2	52.6	49.7	46.9		54.2	55.2	52.2	49.3	46.3		125	
130		37.5	47.8	50	47.2	44.4		44.9	52.5	49.6	46.8	44.2		130	
135			41	47.6	44.9	42.2		38.3	50	47.3	44.6	42.1		135	
140				45.3	42.8	40.3	37.9		47.6	45.1	42.6	40		140	
145				43.3	40.9	38.5	36.1		45.3	43.1	40.7	38.1	35.7	145	
150				41.3	39	36.6	34.4		43.1	41.1	38.8	36.4	34.2	150	
155					37.3	35.1	32.9			39.3	37.1	34.9	32.7	155	
160						33.5	31.4				35.5	33.3	31.2	160	
165						32	30.2				33.8	31.8	29.9	165	
170						30.8	28.9				32.5	30.6	28.6	170	
175							27.7					29.3	27.5	175	
180													26.3	180	

In the interest of continual equipment development, SANY America Inc. reserves the right to change these specifications at any time without prior notification.

LJ Load Chart

SCA3000A Luffing Jib (without boom tip sheave block)

Boom 85.3 ft-203.4ft; Jib 68.9ft-206.6ft; Rear counterweight 220.5Klb; Carbody counterweight 88.2Klb

Boom length (ft)		114.8												Boom length (ft)	
Jib length (ft)		147.6						157.5						Jib length (ft)	
Radius(ft)	Boom Angle(°)	88	85	80	75	70	65	88	85	80	75	70	65	Radius(ft)	Boom Angle(°)
55		97.6												55	
60		96.8						87.2						60	
65		95.9						86.4						65	
70		95.1	94.7					85.6						70	
75		93.4	91.9					84.9	84.5					75	
80		90.1	87.1					84.1	83.2					80	
85		84.6	81.8					83.2	80.6					85	
90		80.1	77.3					78.9	76.3					90	
95		75.8	73.1	69.1				74.6	72.1	68				95	
100		71.9	69.3	65.4				70.7	68.3	64.4				100	
105		68.3	65.9	62.1				67.3	64.9	61.1				105	
110		65.1	62.7	59				64.1	61.7	58				110	
115		62.1	59.8	56.4	53			61.1	58.8	55.4				115	
120		59.3	57.2	53.9	50.5			58.4	56.2	52.9	49.5			120	
125		56.5	54.6	51.5	48.3			55.8	53.9	50.5	47.3			125	
130		52.9	52	49.2	46.1			53.2	51.6	48.3	45.3			130	
135		45.4	49.6	46.9	44	41.4		50.8	49.2	46.3	43.5			135	
140		38.4	47.2	44.7	42	39.4		47.5	46.9	44.3	41.6	38.9		140	
145		33.5	45	42.7	40.1	37.5		42.8	44.8	42.3	39.7	37.1		145	
150		28.5	43	40.7	38.2	35.8		34.1	42.8	40.3	37.8	35.4		150	
155			41.2	38.9	36.5	34.3	32	29	36.8	38.5	36.1	33.9		155	
160				37.3	34.9	32.7	30.6		31.2	36.9	34.5	32.4	30.1	160	
165					33.4	31.3	29.3			35.2	33	30.9	28.8	165	
170					32.1	30.1	28			33.7	31.7	29.6	27.5	170	
175					30.8	28.8	26.9			32.3	30.4	28.3	26.3	175	
180						27.6	25.8				29.1	27.2	25.2	180	
185							24.7					26.1	24.2	185	
190							23.7					25.1	23.3	190	
195							22.7					24	22.3	195	
200													21.4	200	
205														205	
210														210	
215														215	
220														220	

In the interest of continual equipment development, SANY America Inc. reserves the right to change these specifications at any time without prior notification.

LJ Load Chart

SCA3000A Luffing Jib (without boom tip sheave block)

Boom 85.3 ft-203.4ft; Jib 68.9ft-206.6ft; Rear counterweight 220.5Klb; Carbody counterweight 88.2Klb

Boom length (ft)		114.8												Boom length (ft)
Jib length (ft)		167.3						177.2						Jib length (ft)
Radius(ft)	Boom Angle(°)	88	85	80	75	70	65	88	85	80	75	70	65	Radius(ft) Boom Angle(°)
55														55
60		78.9												60
65		78.3												65
70		77.5						64.6						70
75		76.8	76.4					64						75
80		76	75.6					63.3	63.1					80
85		75.2	74.8					62.7	62.5					85
90		74.5	73.7					62.1	61.9					90
95		72.5	70.9					61.7	61.5					95
100		69.5	67.2	63.2				61.4	61.1					100
105		66.1	63.7	59.9				60.9	60.5	58.3				105
110		62.9	60.6	57.1				60.3	59.3	56.1				110
115		60	57.8	54.4				58.6	57	53.6				115
120		57.4	55.3	51.9	48.5			56.4	54.5	51.1				120
125		54.9	52.9	49.5	46.3			54.1	52.1	48.7	45.5			125
130		52.6	50.6	47.3	44.3			51.8	49.8	46.5	43.6			130
135		50.3	48.4	45.3	42.5			48.7	47.7	44.7	41.7			135
140		48	46.3	43.4	40.7			45.2	45.8	42.9	40			140
145		45.6	44.4	41.7	38.9	36.3		41.5	44	41.1	38.3			145
150		42.5	42.3	39.8	37.2	34.8		38.1	42	39.4	36.8			150
155		34.3	40.4	38	35.5	33.3		35.1	40.2	37.7	35.3	32.8		155
160		28.1	38.7	36.3	33.9	31.8		32.4	37.8	36.1	33.7	31.4		160
165		25	37	34.8	32.4	30.4	28.2	29.7	34.8	34.4	32.2	30.1		165
170		20.9	35.5	33.3	31.2	29.1	26.9	27.3	32	33.1	31	28.8		170
175			34.1	31.9	29.9	27.9	25.9	22.3	29.4	31.8	29.6	27.5	25.5	175
180				30.7	28.7	26.7	24.8		25.1	30.5	28.4	26.4	24.4	180
185					27.5	25.5	23.7			29.3	27.3	25.3	23.3	185
190					26.5	24.5	22.7			28.1	26.1	24.3	22.3	190
195					25.4	23.5	21.7			27	25.1	23.2	21.3	195
200						22.6	20.8				24.1	22.2	20.5	200
205							20					21.4	19.7	205
210							19.2					20.6	18.8	210
215							18.5					19.7	18.1	215
220													17.5	220

In the interest of continual equipment development, SANY America Inc. reserves the right to change these specifications at any time without prior notification.

LJ Load Chart

SCA3000A Luffing Jib (without boom tip sheave block)

Boom 85.3 ft-203.4ft; Jib 68.9ft-206.6ft; Rear counterweight 220.5Klb; Carbody counterweight 88.2Klb

Boom length (ft)		114.8																		Boom length (ft)
Jib length (ft)		187						196.9						206.7						Jib length (ft)
Radius(ft)	Boom Angle(°)	88	85	80	75	70	65	88	85	80	75	70	65	88	85	80	75	70	65	Radius(ft) Boom Angle(°)
70		63.8						58.2												70
75		63.2						57.5						52.9						75
80		62.5	62.1					56.8						52.2						80
85		61.7	61.5					56.5						51.6						85
90		61.3	60.8					56	55.8					51	50.8					90
95		60.7	60.3					55.4	55.2					50.4	50.2					95
100		60.1	59.9					54.8	54.6					49.8	49.7					100
105		59.5	59.3	57.7				54.2	54					49.2	49.2					105
110		58.9	58.2	55				53.6	53.4					48.7	48.6					110
115		57.5	56	52.5				53	52.8	50.8				48.2	48	46.9				115
120		55.5	53.5	50.1				52.4	51.8	49.1				47.6	47.4	46.4				120
125		53.1	51.1	47.7				51.9	50.1	46.9				47.2	47	45.9				125
130		50.8	48.8	45.7				49.9	47.9	44.7				46.7	46.5	43.8				130
135		48.6	46.7	43.8	40.7			47.8	45.9	42.9				46.1	44.9	41.9				135
140		46.6	44.8	41.9	39			45.8	44	41.1	38.2			45	43	40.2	37.2			140
145		44.8	43.1	40.1	37.3			44	42.3	39.3	36.5			43.3	41.3	38.5	35.7			145
150		43	41.4	38.6	35.8			42.4	40.6	37.8	35			41.4	39.8	36.8	34.2			150
155		41.2	39.7	37.1	34.4	31.9		40.7	39.1	36.3	33.6			39.9	38.3	35.4	32.8			155
160		39.5	38.1	35.5	33	30.6		39.1	37.5	34.8	32.3	30		38.3	36.7	34	31.4			160
165		37.5	36.4	34	31.6	29.4		37.4	36	33.4	31.1	28.8		36.8	35.3	32.7	30.2	27.8		165
170		34.5	34.9	32.5	30.4	28.1		35.7	34.5	32.1	29.9	27.5		35.3	34	31.4	28.9	26.7		170
175		25.4	33.4	31.3	29.1	26.9		33.9	33.1	30.9	28.7	26.5		33.9	32.6	30.3	27.9	25.7		175
180		20.1	27.7	30	27.9	25.8	23.8	26.7	31.8	29.6	27.5	25.4		32.5	31.3	29.1	26.8	24.6		180
185		18.2	20.9	28.7	26.7	24.7	22.7	18	30.5	28.3	26.3	24.3	22.2	28.4	30.1	27.9	25.7	23.6		185
190		15.1	19.7	27.7	25.7	23.7	21.7	17	29.3	27.3	25.3	23.3	21.3	16.6	28.9	26.7	24.7	22.7		190
195				26.6	24.6	22.7	20.9	15	28	26.2	24.2	22.2	20.3	14.9	27.6	25.6	23.6	21.7	19.7	195
200				25.5	23.6	21.8	20		26.9	25.1	23.2	21.3	19.5	13.8	26.5	24.6	22.6	20.8	19	200
205					22.7	20.9	19.2			24.1	22.3	20.5	18.7		25.5	23.7	21.7	19.9	18.2	205
210					21.8	20	18.5			23.2	21.4	19.6	17.9		24.6	22.8	20.8	19	17.3	210
215					20.9	19.2	17.7			22.3	20.5	18.9	17.1		23.1	21.9	20	18.3	16.7	215
220						18.5	17				19.7	18.2	16.5			21	19.3	17.6	16	220
225							16.3					17.4	15.8				18.5	16.9	15.3	225
230												16.7	15.1				17.9	16.3	14.7	230
235												16	14.4				17.1	15.5	13.9	235
240													13.8					14.8	13.4	240
245																			12.8	245
250																			12.2	250
255																			11.6	255

In the interest of continual equipment development, SANY America Inc. reserves the right to change these specifications at any time without prior notification.

LJ Load Chart

SCA3000A Luffing Jib (without boom tip sheave block)

Boom 85.3 ft-203.4ft; Jib 68.9ft-206.6ft; Rear counterweight 220.5Klb; Carbody counterweight 88.2Klb

Boom length (ft)		144.4												Boom length (ft)
Jib length (ft)		68.9						78.7						Jib length (ft)
Radius(ft)	Boom Angle(°)	88	85	80	75	70	65	88	85	80	75	70	65	Radius(ft) Boom Angle(°)
33		188.5												33
35		188.5												35
40		186.5						180.4						40
45		169.4						165.9						45
50		154.2	148.1					151.4						50
55		141	135.5					138.5	133					55
60		129.8	124.5					127.5	122.4					60
65		120.2	115.2					118.2	113.2					65
70		96.7	107.5	100.2				110.3	105.6	98.5				70
75			100.6	93.6				103.2	98.8	92				75
80			94.4	87.8				96.9	92.6	86.2				80
85			89.2	82.6				91.2	87.4	81.3				85
90				78.2	72.6				82.9	76.9	71.4			90
95				74.2	68.8					72.8	67.6			95
100					65.2	60.5				69.2	64.1			100
105					61.9	57.5				65.9	60.9	56.4		105
110					58.2	54.5					58	53.6		110
115						51.6					54.9	51		115
120							50.4					48.4		120
125							47.7					45.9	47.3	125
130							45.4					43.6	44.9	130
135													42.6	135
140													40.6	140
145														145
150														150
155														155
160														160

In the interest of continual equipment development, SANY America Inc. reserves the right to change these specifications at any time without prior notification.

LJ Load Chart

SCA3000A Luffing Jib (without boom tip sheave block)

Boom 85.3 ft-203.4ft; Jib 68.9ft-206.6ft; Rear counterweight 220.5Klb; Carbody counterweight 88.2Klb

Boom length (ft)		144.4												Boom length (ft)
Jib length (ft)		88.6						98.4						Jib length (ft)
Radius(ft)	Boom Angle(°)	88	85	80	75	70	65	88	85	80	75	70	65	Radius(ft) Boom Angle(°)
33														33
35														35
40		158.7												40
45		158.7												45
50		148.1						142.1						50
55		136.1	133.6					134	128.6					55
60		125.3	122.9					123.4	118.4					60
65		116	113.7					114.4	109.7					65
70		108.3	106.1					106.7	102.4					70
75		101.3	99.2	92.3				99.8	95.7					75
80		95	93.1	86.5				93.6	89.8	83.5				80
85		89.6	87.7	81.4				88.4	84.6	78.7				85
90		84.9	82.9	76.9				83.7	80.1	74.3				90
95		77.4	78.6	72.8	67.7			79.4	75.9	70.4				95
100			74.8	69.1	64.1			74.8	72.1	66.8	61.7			100
105			71.4	65.7	60.8			69	68.7	63.5	58.7			105
110				62.8	58				65.6	60.6	56			110
115				59.6	55.3	51.1				57.8	53.4			115
120					52.7	48.8				55.1	50.9	48.6		120
125						46.3					48.7	46.4		125
130						44					46.2	44.2		130
135						41.9	42				44	42.1	41.7	135
140							40					40.2	39.8	140
145							38.2					38.3	37.9	145
150							36.5					36.6	36.2	150
155													34.5	155
160													32.9	160

In the interest of continual equipment development, SANY America Inc. reserves the right to change these specifications at any time without prior notification.

LJ Load Chart

SCA3000A Luffing Jib (without boom tip sheave block)

Boom 85.3 ft-203.4ft; Jib 68.9ft-206.6ft; Rear counterweight 220.5Klb; Carbody counterweight 88.2Klb

Boom length (ft)		144.4												Boom length (ft)	
Jib length (ft)		108.3						118.1						Jib length (ft)	
Radius(ft)	Boom Angle(°)	88	85	80	75	70	65	88	85	80	75	70	65	Radius(ft)	Boom Angle(°)
50		131.2						118.7						50	
55		127.6						117.8						55	
60		121.2	116.3					115.9	114.6					60	
65		112.4	107.7					110.2	106					65	
70		104.8	100.5					103.2	98.9					70	
75		98.1	94					96.6	92.5					75	
80		92.1	88.2	81.9				90.7	86.8					80	
85		86.8	83	77.1				85.4	81.7					85	
90		82.2	78.5	72.8				80.9	77.3	71.6				90	
95		77.8	74.3	69				76.6	73.2	67.8				95	
100		73.9	70.6	65.4	60.5			72.7	69.5	64.3				100	
105		70.4	67.3	62.1	57.3			69.2	66.1	61.1	56.4			105	
110		64.9	64.2	59.2	54.6			66	63	58.2	53.6			110	
115			61.4	56.6	52.1			62.3	60.2	55.6	51.2			115	
120			58.6	54.1	49.8	45.8		57.7	57.6	53.1	48.9			120	
125				51.8	47.7	43.7			55.2	50.9	46.7	43.9		125	
130				49.2	45.7	41.9			52.6	48.7	44.7	42		130	
135					43.5	40.1				46.6	42.9	40.2		135	
140					41.5	38.3	39.1			44.5	41.1	38.4		140	
145						36.5	37.3				39.3	36.9	36.6	145	
150						34.8	35.6				37.4	35.2	34.9	150	
155						33.3	33.9				35.7	33.7	33.4	155	
160							32.4					32.2	31.9	160	
165							31					30.7	30.6	165	
170							29.7					29.4	29.3	170	
175													28.1	175	
180														180	
185														185	
190														190	
195														195	

In the interest of continual equipment development, SANY America Inc. reserves the right to change these specifications at any time without prior notification.

LJ Load Chart

SCA3000A Luffing Jib (without boom tip sheave block)

Boom 85.3 ft-203.4ft; Jib 68.9ft-206.6ft; Rear counterweight 220.5Klb; Carbody counterweight 88.2Klb

Boom length (ft)		144.4												Boom length (ft)	
Jib length (ft)		128						137.8						Jib length (ft)	
Radius(ft)	Boom Angle(°)	88	85	80	75	70	65	88	85	80	75	70	65	Radius(ft)	Boom Angle(°)
50														50	
55		106.5						96.5						55	
60		105.7						95.9						60	
65		104.9						95.1						65	
70		100.5	97.2					94.3	93.6					70	
75		95	90.9					92	89.7					75	
80		89.2	85.2					88	84.2					80	
85		84	80.3					82.8	79.3					85	
90		79.5	75.9	70.4				78.4	74.9					90	
95		75.3	71.8	66.6				74.3	70.9	65.6				95	
100		71.5	68.2	63.1				70.5	67.2	62.1				100	
105		68.1	64.9	59.9				67.1	63.9	59.1				105	
110		64.9	61.8	57.1				63.9	61	56.3				110	
115		62	59	54.4	51.2			61	58.2	53.6	49.3			115	
120		59.2	56.4	51.9	48.9			58.4	55.6	51.2	47			120	
125		56.2	54.1	49.7	46.8			56.1	53.3	49.1	44.9			125	
130		51.4	51.9	47.7	44.7			53.8	51.1	46.9	43			130	
135			49.7	45.7	42.8	38.2		50.1	49.1	45	41.2			135	
140				43.8	41.1	36.6		45.9	47.1	43.3	39.6	36.8		140	
145				42.1	39.6	35.1			45	41.7	37.9	35.3		145	
150				40.1	37.8	33.7			43	39.8	36.5	33.9		150	
155					36.1	32.3	32.6			38.1	35.1	32.6		155	
160					34.5	30.8	31.2			36.5	33.5	31.3	30.7	160	
165						29.6	29.8				32	30	29.5	165	
170						28.3	28.5				30.8	28.7	28.2	170	
175						27.1	27.4				29.5	27.5	27	175	
180							26.3					26.4	25.9	180	
185							25.1					25.3	24.8	185	
190							24.1					24.2	23.9	190	
195													22.9	195	

In the interest of continual equipment development, SANY America Inc. reserves the right to change these specifications at any time without prior notification.

LJ Load Chart

SCA3000A Luffing Jib (without boom tip sheave block)

Boom 85.3 ft-203.4ft; Jib 68.9ft-206.6ft; Rear counterweight 220.5Klb; Carbody counterweight 88.2Klb

Boom length (ft)		144.4												Boom length (ft)	
Jib length (ft)		147.6						157.5						Jib length (ft)	
Radius(ft)	Boom Angle(°)	88	85	80	75	70	65	88	85	80	75	70	65	Radius(ft)	Boom Angle(°)
60		87						79.1						60	
65		86.4						78.5						65	
70		85.6						77.9						70	
75		85	84.7					77.3	77.1					75	
80		83.9	82.7					76.6	76.4					80	
85		81.4	77.9					76	75.8					85	
90		77.1	73.6					74.7	72.2					90	
95		73	69.7					71.8	68.6					95	
100		69.3	66.1	60.9				68.2	65	59.9				100	
105		65.9	62.9	57.9				64.9	61.7	56.9				105	
110		62.8	59.8	55.1				61.8	58.8	54.1				110	
115		60	57.2	52.5				59	56.2	51.5				115	
120		57.4	54.7	50.1	47.4			56.4	53.7	49.2				120	
125		54.9	52.3	47.9	45.4			54.1	51.3	47.1	43.9			125	
130		52.7	50.1	45.9	43.4			51.8	49.1	44.9	42			130	
135		50.6	48.1	44.1	41.6			49.7	47.1	43.1	40.2			135	
140		48.1	46.2	42.4	39.8			47.7	45.2	41.4	38.4			140	
145		44.9	44.4	40.7	38.1	35.4		45.7	43.5	39.7	36.9			145	
150		41.2	42.6	39	36.7	34		43.5	42	38.2	35.5			150	
155			40.8	37.6	35.4	32.6		40.4	40.3	36.8	34.2	30.8		155	
160				36.1	34	31.4		36.9	38.7	35.4	32.8	29.6		160	
165				34.4	32.6	30.2	28.5		37	34	31.6	28.4		165	
170				33.1	31.3	29	27.4		35.5	32.7	30.3	27.3		170	
175					29.9	27.8	26.3			31.4	29.1	26.4	25.6	175	
180					28.7	26.6	25.2			30.1	28	25.4	24.5	180	
185						25.5	24.2				26.9	24.2	23.5	185	
190						24.6	23.2				25.9	23.2	22.6	190	
195						23.4	22.2				24.7	22.2	21.7	195	
200							21.3					21.4	20.8	200	
205							20.4						19.8	205	
210							19.4						19	210	
215													18.3	215	
220														220	
225														225	
230														230	
235														235	

In the interest of continual equipment development, SANY America Inc. reserves the right to change these specifications at any time without prior notification.

LJ Load Chart

SCA3000A Luffing Jib (without boom tip sheave block)

Boom 85.3 ft-203.4ft; Jib 68.9ft-206.6ft; Rear counterweight 220.5Klb; Carbody counterweight 88.2Klb

Boom length (ft)		144.4												Boom length (ft)	
Jib length (ft)		167.3						177.2						Jib length (ft)	
Radius(ft)	Boom Angle(°)	88	85	80	75	70	65	88	85	80	75	70	65	Radius(ft)	Boom Angle(°)
60		71.9												60	
65		71.3												65	
70		70.8						59.5						70	
75		70.3						59						75	
80		69.6	69.3					58.6	58.4					80	
85		69	68.9					58.3	57.9					85	
90		68.5	68.3					57.9	57.5					90	
95		67.9	66.6					57.4	57					95	
100		66.6	63.9					57	56.6					100	
105		63.7	60.7	55.8				56.5	56.4	54				105	
110		60.6	57.8	53				56.1	55.9	52				110	
115		58	55.2	50.5				55.7	54.2	49.7				115	
120		55.5	52.7	48.2				54.5	51.9	47.4				120	
125		53.1	50.3	46.1				52.3	49.5	45.3				125	
130		50.8	48.1	44				50	47.3	43.4				130	
135		48.7	46.1	42.2	40.5			47.9	45.4	41.5	38.9			135	
140		46.8	44.3	40.6	38.7			46	43.6	39.8	37.2			140	
145		45	42.7	38.9	37.1			44.2	41.9	38.1	35.7			145	
150		43.4	41	37.4	35.7			42.6	40.4	36.6	34.3			150	
155		41.5	39.5	35.9	34.2	29.2		40.6	38.9	35.2	32.9			155	
160		39.1	38	34.5	32.8	28		37.8	37.4	33.9	31.5	28.9		160	
165		36.3	36.6	33.3	31.6	26.8		34.5	36	32.7	30.3	27.7		165	
170		33.3	35.1	32	30.5	25.9		31.6	34.7	31.4	29.2	26.7		170	
175			33.7	30.9	29.4	24.9			33.4	30.3	28.2	25.6		175	
180				29.7	28.3	23.9	23.4		32.2	29.2	27.1	24.6		180	
185				28.5	27.1	23	22.5		30.9	28.1	26.2	23.7	22	185	
190				27.3	26.1	22.1	21.7		29.7	27.1	25.3	22.9	21	190	
195					25.1	21.3	20.8			26	24.2	21.9	20.3	195	
200					24.1	20.4	20			24.9	23.2	21.1	19.6	200	
205						19.6	19.2				22.3	20.3	18.8	205	
210						18.8	18.5				21.5	19.5	18.1	210	
215						18.1	17.7				20.6	18.7	17.3	215	
220							16.9					17.9	16.5	220	
225							16.2						15.8	225	
230													15.2	230	
235													14.5	235	

In the interest of continual equipment development, SANY America Inc. reserves the right to change these specifications at any time without prior notification.

LJ Load Chart

SCA3000A Luffing Jib (without boom tip sheave block)

Boom 85.3 ft-203.4ft; Jib 68.9ft-206.6ft; Rear counterweight 220.5Klb; Carbody counterweight 88.2Klb

Boom length (ft)		144.4																		Boom length (ft)	
Jib length (ft)		187						196.9						206.7						Jib length (ft)	
Radius(ft)	Boom Angle(°)	88	85	80	75	70	65	88	85	80	75	70	65	88	85	80	75	70	65	Radius(ft)	Boom Angle(°)
70		59						54.4												70	
75		58.4						53.9						49.3						75	
80		58						53.3						48.9						80	
85		57.7						52.8						48.4						85	
90		57.1	56.9					52.2	52					47.8						90	
95		56.7	56.4					51.7	51.5					47.3	47.1					95	
100		56.2	55.9					51.3	51.1					46.9	46.7					100	
105		55.6	55.4					50.8	50.6					46.4	46.2					105	
110		55.1	54.9					50.3	50					45.9	45.7					110	
115		54.7	53.2	48.7				49.9	49.5	47.1				45.5	45.3					115	
120		53.5	50.9	46.4				49.4	48.8	45.4				45	44.8	43.4				120	
125		51.3	48.7	44.3				48.9	47.7	43.4				44.6	44.4	42.6				125	
130		49.1	46.5	42.4				47.9	45.5	41.5				44.1	43.9	40.6				130	
135		47	44.6	40.5				46.1	43.7	39.7				43.7	42.6	38.7				135	
140		45.1	42.8	38.8	35			44.2	42	38				43	41	37				140	
145		43.5	41.1	37.3	33.5			42.5	40.3	36.5	32.7			41.7	39.3	35.5	31.7			145	
150		41.8	39.4	35.8	32.1			41	38.6	35	31.4			40	37.8	34	30.4			150	
155		40.1	37.9	34.4	31			39.3	37.1	33.6	30.2			38.5	36.3	32.6	29.2			155	
160		38.6	36.4	33	29.8			37.8	35.7	32.2	29			37	34.8	31.3	28			160	
165		37.2	35.1	31.7	28.6	25.4		36.5	34.4	31	27.8			35.6	33.5	30.2	26.8			165	
170		35.9	33.8	30.5	27.3	24.3		35.2	33.1	29.9	26.7			34.3	32.2	28.9	25.7			170	
175		34	32.6	29.5	26.4	23.4		34	32	28.7	25.7	23.4		33	31.1	27.9	24.8			175	
180		31.9	31.5	28.4	25.4	22.5		32.6	30.9	27.7	24.7	22.4		31.9	30	26.8	23.8	20.9		180	
185		29.6	30.5	27.4	24.4	21.6		30.8	29.8	26.7	23.8	21.5		30.8	29	25.8	22.8	20		185	
190		27.1	29.3	26.5	23.5	20.7		28.7	28.9	25.7	22.9	20.7		29.5	28.1	24.9	22	19.1		190	
195			28	25.5	22.7	19.9	19.3	26.6	27.8	24.7	21.9	20		27.7	27	23.9	21.1	18.3		195	
200				24.5	21.9	19.2	18.6		26.7	23.9	21.1	19.2	17.8	25.8	26	23.1	20.3	17.7		200	
205				23.5	21.1	18.5	17.9		25.5	23.1	20.4	18.4	17	23.9	25.1	22.4	19.6	17.1	16.1	205	
210				22.6	20.2	17.9	17.2		24	22.2	19.6	17.6	16.3	21.8	24.2	21.6	18.8	16.3	15.4	210	
215					19.4	17.3	16.5			21.3	19	17	15.6		23.3	20.8	18.3	15.7	14.8	215	
220					18.7	16.6	15.8			20.5	18.3	16.4	15			20.1	17.6	15.1	14.1	220	
225						15.8	15.2				17.6	15.8	14.4			19.3	16.9	14.5	13.5	225	
230						15.1	14.6					15.2	13.9				16.3	13.9	13	230	
235						14.4	13.9					14.5	13.2				15.6	13.4	12.3	235	
240							13.3					13.9	12.6				15	12.8	11.8	240	
245							12.7						12.1					12.3	11.3	245	
250													11.6					11.8	10.7	250	
255													11.1					11.2	10.2	255	
260																			9.9	260	

In the interest of continual equipment development, SANY America Inc. reserves the right to change these specifications at any time without prior notification.

LJ Load Chart

SCA3000A Luffing Jib (without boom tip sheave block)

Boom 85.3 ft-203.4ft; Jib 68.9ft-206.6ft; Rear counterweight 220.5Klb; Carbody counterweight 88.2Klb

Boom length (ft)		173.9												Boom length (ft)	
Jib length (ft)		68.9						78.7						Jib length (ft)	
Radius(ft)	Boom Angle(°)	88	85	80	75	70	65	88	85	80	75	70	65	Radius(ft)	Boom Angle(°)
40		158.1						146.2						40	
45		153.3						142.6						45	
50		144.4	138.8					138.7						50	
55		134.2	127.2					131.6	125.2					55	
60		123.8	117.3					121.6	115.4					60	
65		114.8	108.7					112.9	107					65	
70			101.6					105.6	99.9					70	
75			95.2	86.8				99	93.6	85.4				75	
80			89.4	81.5				93.1	88	80.2				80	
85			84.4	76.7				88	82.8	75.5				85	
90				72.6					78.6	71.4				90	
95				68.9	62.4				74.7	67.7	63.3			95	
100					59.2					64.3	60			100	
105					56.4					61.1	57			105	
110					53.8					58.3	54.3			110	
115					51.3	46.1					51.9			115	
120						44.1					49.7	43.1		120	
125						42.2						41.2		125	
130						40.3						39.5		130	
135							38.4					37.9		135	
140							36.8						35.9	140	
145													34.4	145	
150													32.9	150	
155													31.4	155	
160														160	
165														165	
170														170	

In the interest of continual equipment development, SANY America Inc. reserves the right to change these specifications at any time without prior notification.

LJ Load Chart

SCA3000A Luffing Jib (without boom tip sheave block)

Boom 85.3 ft-203.4ft; Jib 68.9ft-206.6ft; Rear counterweight 220.5Klb; Carbody counterweight 88.2Klb

Boom length (ft)		173.9												Boom length (ft)
Jib length (ft)		88.6						98.4						Jib length (ft)
Radius(ft)	Boom Angle(°)	88	85	80	75	70	65	88	85	80	75	70	65	Radius(ft) Boom Angle(°)
40		134.4												40
45		131.9												45
50		129						119.5						50
55		125.1	122.8					117.4						55
60		119.5	113.2					114.5	111.6					60
65		110.9	105					109	103.6					65
70		103.7	98					102.2	96.8					70
75		97.2	91.8					95.8	90.6					75
80		91.4	86.3	78.6				90	85.1	77.4				80
85		86.2	81.5	73.9				84.8	80.3	72.9				85
90		81.7	77.1	70				80.4	76	69				90
95		77.3	73.1	66.3				76.4	72	65.3				95
100			69.6	62.9	61.2			72.7	68.4	61.9				100
105			66.3	59.9	58.2			69.4	65.3	58.9	56.1			105
110				57.2	55.4				62.4	56.2	53.4			110
115				54.7	52.8				59.8	53.7	51			115
120					50.5	42.9				51.4	48.8			120
125					48.4	41.1				49.3	46.6	39.4		125
130					46.5	39.2				47.3	44.7	37.7		130
135					44.6	37.5					42.9	36.1		135
140						36.1	34.7				41.2	34.7		140
145						34.7	33.3					33.3	32.6	145
150						33.3	31.9					31.9	31.3	150
155							30.8					30.9	30.1	155
160							29.5						28.9	160
165													27.8	165
170													26.6	170

In the interest of continual equipment development, SANY America Inc. reserves the right to change these specifications at any time without prior notification.

LJ Load Chart

SCA3000A Luffing Jib (without boom tip sheave block)

Boom 85.3 ft-203.4ft; Jib 68.9ft-206.6ft; Rear counterweight 220.5Klb; Carbody counterweight 88.2Klb

Boom length (ft)		173.9												Boom length (ft)
Jib length (ft)		108.3						118.1						Jib length (ft)
Radius(ft)	Boom Angle(°)	88	85	80	75	70	65	88	85	80	75	70	65	Radius(ft) Boom Angle(°)
50		110.1												50
55		108.5						100						55
60		106.8	109.3					98.8						60
65		105	101.7					97.4						65
70		99.9	95					96	93.5					70
75		94.1	88.9					92.3	87.6					75
80		88.4	83.5					87	82.3					80
85		83.4	78.9					82	77.5					85
90		79	74.6	67.6				77.8	73.4					90
95		74.9	70.8	64				73.7	69.6	62.8				95
100		71.2	67.2	60.7				70	66.1	59.6				100
105		67.9	63.9	57.7				66.7	62.9	56.7				105
110		64.8	61	55				63.8	60	54				110
115		59.6	58.3	52.5	52.4			61	57.4	51.6	51.3			115
120			55.9	50.2	50.1			57.8	54.9	49.3	49			120
125				48.1	48				52.7	47.1	46.9			125
130				46.1	45.9				50.5	45.2	44.8			130
135				44.4	44	35.1				43.5	42.9			135
140					42.3	33.6				41.8	41.2	32.7		140
145					40.6	32.2				40.3	39.7	31.4		145
150					39.1	31				38.8	38.2	30.2		150
155					37.6	29.8	29				36.7	29		155
160						28.7	27.8				35.3	27.9	27	160
165						27.6	26.7					26.8	25.8	165
170						26.5	25.7					25.9	24.8	170
175							24.9					25	24	175
180							23.8						23.1	180
185													22.3	185
190													21.5	190
195														195
200														200
205														205
210														210

In the interest of continual equipment development, SANY America Inc. reserves the right to change these specifications at any time without prior notification.

LJ Load Chart

SCA3000A Luffing Jib (without boom tip sheave block)

Boom 85.3 ft-203.4ft; Jib 68.9ft-206.6ft; Rear counterweight 220.5Klb; Carbody counterweight 88.2Klb

Boom length (ft)		173.9												Boom length (ft)	
Jib length (ft)		128						137.8						Jib length (ft)	
Radius(ft)	Boom Angle(°)	88	85	80	75	70	65	88	85	80	75	70	65	Radius(ft)	Boom Angle(°)
50														50	
55		92						84.3						55	
60		90.9						83.6						60	
65		90						82.8						65	
70		89	89.9					82						70	
75		87.8	86					81.2	82.1					75	
80		85.6	80.7					80.4	79.8					80	
85		80.7	76.1					79.5	75.1					85	
90		76.4	72					75.4	71					90	
95		72.4	68.3	61.6				71.5	67.3					95	
100		68.8	64.9	58.4				67.8	63.9	57.6				100	
105		65.5	61.7	55.6				64.5	60.7	54.8				105	
110		62.4	58.8	52.8				61.6	57.9	52.2				110	
115		59.7	56.2	50.4				58.9	55.4	49.7				115	
120		57.2	53.7	48.2	47.7			56.4	52.9	47.4				120	
125		54.8	51.5	46.1	45.5			54.1	50.7	45.3	43.1			125	
130		52.2	49.3	44.2	43.6			51.9	48.7	43.5	41.1			130	
135			47.4	42.4	41.8			49.9	46.7	41.7	39.4			135	
140			45.7	40.8	40.1			47	44.9	40	37.8			140	
145				39.1	38.3	30.5			43.3	38.5	36.2	31.4		145	
150				37.7	33.9	29.2			41.8	37	34.9	30.1		150	
155				36.4	32	28				35.7	33.5	28.9		155	
160					30.8	26.9				34.4	32.2	27.8		160	
165					29.8	26	24.7			33.1	31.1	26.8		165	
170					28.7	24.9	23.7			32	29.9	25.7		170	
175						24	22.9				29	24.7	22.2	175	
180						23.2	22				28	23.8	21.3	180	
185						22.4	21.2					23	20.5	185	
190						21.5	20.4					22.2	19.8	190	
195							19.6					21.5	19	195	
200							18.9						18.3	200	
205													17.7	205	
210													17	210	

In the interest of continual equipment development, SANY America Inc. reserves the right to change these specifications at any time without prior notification.

LJ Load Chart

SCA3000A Luffing Jib (without boom tip sheave block)

Boom 85.3 ft-203.4ft; Jib 68.9ft-206.6ft; Rear counterweight 220.5Klb; Carbody counterweight 88.2Klb

Boom length (ft)		173.9												Boom length (ft)	
Jib length (ft)		147.6						157.5						Jib length (ft)	
Radius(ft)	Boom Angle(°)	88	85	80	75	70	65	88	85	80	75	70	65	Radius(ft)	Boom Angle(°)
60		76.9						70.5						60	
65		76.1						69.9						65	
70		75.5						69.3						70	
75		74.8	70.4					68.7						75	
80		74	69.7					68.2	68.6					80	
85		73.4	68.6					67.7	68.1					85	
90		72.7	67.2					67.4	67.5					90	
95		70.2	64.6					66.9	65.1					95	
100		66.7	61.4	56.4				65.5	61.7					100	
105		63.5	58.4	53.6				62.5	58.5	52.6				105	
110		60.4	55.6	51				59.6	55.8	50				110	
115		57.8	53.1	48.6				56.8	53.3	47.6				115	
120		55.3	50.8	46.4				54.3	50.9	45.5				120	
125		53.1	48.6	44.3	43.8			52.1	48.7	43.6				125	
130		50.8	46.5	42.5	41.7			49.9	46.7	41.6				130	
135		48.8	44.7	40.7	39.9			47.9	44.8	39.8	39			135	
140		47	43	39	38.3			46	43.1	38.2	37.4			140	
145		45.1	41.3	37.5	36.6			44.2	41.5	36.7	35.7			145	
150		42.2	39.9	36	35.3			42.8	39.8	35.2	34.4			150	
155			38.4	34.7	34	26.5		40.8	38.4	33.9	33.1			155	
160			37	33.5	32.6	25.5		38	37	32.7	31.7	24.7		160	
165				32.3	31.3	24.4			35.7	31.5	30.4	23.6		165	
170				31.1	30.1	23.3			34.4	30.3	29.2	22.7		170	
175				30.1	29.1	22.5				29.3	28.2	21.8		175	
180					28.1	21.7	20.3			28.3	27.2	20.9		180	
185					27	20.8	19.6			27.4	26.3	20	18.8	185	
190					26.1	20	18.8			26.5	25.5	19.2	18	190	
195						19.3	18.1				24.4	18.7	17.2	195	
200						18.7	17.4				23.6	18	16.6	200	
205						18.1	16.6					17.3	15.9	205	
210						17.5	16.1					16.7	15.2	210	
215							15.4					16.1	14.5	215	
220							14.9						14	220	
225													13.5	225	
230														230	
235														235	
240														240	
245														245	

In the interest of continual equipment development, SANY America Inc. reserves the right to change these specifications at any time without prior notification.

LJ Load Chart

SCA3000A Luffing Jib (without boom tip sheave block)

Boom 85.3 ft-203.4ft; Jib 68.9ft-206.6ft; Rear counterweight 220.5Klb; Carbody counterweight 88.2Klb

Boom length (ft)		173.9												Boom length (ft)
Jib length (ft)		167.3						177.2						Jib length (ft)
Radius(ft)	Boom Angle(°)	88	85	80	75	70	65	88	85	80	75	70	65	Radius(ft) Boom Angle(°)
60		65.2												60
65		64.6												65
70		61.7						54.6						70
75		60						54.1						75
80		59.5	59.7					53.7						80
85		59	59.2					53.2						85
90		58.6	58.8					52.8	52.8					90
95		58.1	58.4					52.3	52.4					95
100		57.6	57.2					51.9	52.1					100
105		57.2	54.3					51.6	51.6					105
110		55	51.8					51.1	51.3					110
115		52.7	49.4	46.6				50.8	50.6	45.8				115
120		50.4	47.2	44.4				50.4	49.2	43.7				120
125		48.2	45.1	42.4				49.9	47.1	41.8				125
130		46.2	43.2	40.5				48	44.9	39.9				130
135		44.3	41.4	38.8				46.2	43.1	38.2				135
140		42.6	39.8	37.2	36.3			44.4	41.4	36.6	35.5			140
145		41	38.2	35.7	34.6			42.7	39.7	35.1	34			145
150		39.5	36.8	34.3	33.3			41	38.2	33.6	32.6			150
155		31.7	35.4	33	32			39.6	36.8	32.3	31.3			155
160		26.4	34.1	31.7	30.7			38.2	35.4	31.1	30			160
165		24.8	33	30.6	29.6	22.6		36.7	34.1	30	28.9			165
170		23.2	31.8	29.5	28.3	21.7		34.9	32.8	28.9	27.7			170
175			30.7	28.5	27.3	20.8		26.1	31.8	27.9	26.7	20.2		175
180			29.7	27.4	26.3	20			30.7	26.8	25.6	19.4		180
185				26.4	25.3	19.2			29.8	25.8	24.6	18.6		185
190				25.6	24.4	18.5			28.9	24.9	23.7	17.9		190
195				24.7	23.4	17.8	16.2			24.1	22.8	17.3		195
200					22.6	17.1	15.5			23.3	22	16.6	15	200
205					21.8	16.5	14.8				21.2	15.9	14.4	205
210					21.2	15.9	14.3				20.5	15.3	13.7	210
215						15.3	13.6				19.8	14.7	13.2	215
220						14.7	13.1				19.1	14.2	12.5	220
225							12.6					13.7	11.9	225
230							12.1					13.1	11.5	230
235							11.6					12.6	10.9	235
240							11.1						10.4	240
245													10	245

In the interest of continual equipment development, SANY America Inc. reserves the right to change these specifications at any time without prior notification.

LJ Load Chart

SCA3000A Luffing Jib (without boom tip sheave block)

Boom 85.3 ft-203.4ft; Jib 68.9ft-206.6ft; Rear counterweight 220.5Klb; Carbody counterweight 88.2Klb

Boom length (ft)		173.9																		Boom length (ft)
Jib length (ft)		187						196.9						206.7						Jib length (ft)
Radius(ft)	Boom Angle(°)	88	85	80	75	70	65	88	85	80	75	70	65	88	85	80	75	70	65	Radius(ft) Boom Angle(°)
70		54.2																		70
75		53.7						46.4						45.7						75
80		53.3						49.1						45.3						80
85		52.8						48.6						44.8						85
90		52.5	52.4					48.2						44.4						90
95		52.1	52					47.8	42.5					44	39.1					95
100		51.7	51.7					47.5	42.1					43.7	38.7					100
105		51.2	51.2					47	41.8					43.3	38.4					105
110		50.7	50.7					46.5	41.4					42.8	38					110
115		50.4	49.8					46.2	41					42.5	37.6					115
120		50	48.2	42.8				45.8	40.6	41.8				42.1	37.3					120
125		49.3	46.1	40.8				45.4	40.1	39.8				41.7	37	34.5				125
130		47.3	44.2	38.9				45.1	38.3	38.1				41.4	36.8	33				130
135		45.3	42.3	37.2				44.1	36.8	36.4				41.1	35.8	31.5				135
140		43.5	40.6	35.6				42.8	35.3	34.8				40.7	34.5	30.1				140
145		41.9	38.9	34.1	29.7			41.1	33.8	33.3				40.1	33.1	28.8				145
150		40.2	37.4	32.7	28.4			39.4	32.5	31.9				38.6	31.8	27.5				150
155		38.7	36	31.6	27.2			37.9	31.3	30.8	26.4			37.1	30.5	26.4				155
160		37.2	34.6	30.4	26.1			36.4	30.1	29.6	25.3			35.6	29.3	25.4	27.2			160
165		35.9	33.3	29.2	25			35.1	28.9	28.4	24.2			34.3	28.2	24.3	26			165
170		34.6	32	27.9	23.9			33.8	27.8	27.3	23.3			33	27.1	23.4	24.8			170
175		25.2	31	27	23			32.6	26.9	26.3	22.4			31.8	26.1	22.6	23.8			175
180		19.8	30	26	22.2	18.6		26	25.9	25.3	21.5	17.9		30.7	25.2	21.7	22.9			180
185		18.5	28.9	25	21.4	17.9		17.6	25	24.4	20.6	17.1		27.1	24.3	20.8	22	17.9		185
190		17.4	27.9	24.1	20.5	17.1		16.6	24.2	23.5	19.7	16.3		16.2	23.5	20.1	21	17.2		190
195			27.1	23.3	19.7	16.4		15.5	23.4	22.5	18.9	15.7		14.3	22.7	19.3	20.1	16.4		195
200			26.2	22.5	19	15.7			22.6	21.7	18.3	15		13.3	21.9	18.6	19.4	15.7		200
205				21.8	18.3	15.1	13.3		21.8	21	17.7	14.3		12.5	21.1	18	18.7	15		205
210				21	17.7	14.5	12.8		21.2	20.2	16.9	13.7	11.9	11.7	20.5	17.3	17.9	14.3		210
215				20.2	17.1	13.9	12.1			19.6	16.3	13.2	11.4		19.8	16.8	17.2	13.6		215
220					16.5	13.3	11.5			18.9	15.7	12.7	10.8			16.1	16.5	13.1	9.8	220
225					15.9	12.7	11				15.1	12.1	10.2			15.5	15.8	12.5	9.3	225
230						12.3	10.6				14.5	11.7	9.7			15	15.2	11.9	8.8	230
235						11.8	10				14	11	9.4			14.4	14.7	11.3	8.3	235
240						11.4	9.6				13.6	10.6	8.9				14.2	10.9	7.9	240
245							9.1					10.1	8.4				13.6	10.4	7.5	245
250							8.7					9.7	7.9					9.9	7	250
255							8.3					9.4	7.6					9.6	6.7	255
260													7.1					9.1	6.2	260
265													6.6						5.8	265
270																			5.4	270
275																			5.1	275

In the interest of continual equipment development, SANY America Inc. reserves the right to change these specifications at any time without prior notification.

LJ Load Chart

SCA3000A Luffing Jib (without boom tip sheave block)

Boom 85.3 ft-203.4ft; Jib 68.9ft-206.6ft; Rear counterweight 220.5Klb; Carbody counterweight 88.2Klb

Boom length (ft)		203.4												Boom length (ft)	
Jib length (ft)		68.9						78.7						Jib length (ft)	
Radius(ft)	Boom Angle(°)	88	85	80	75	70	65	88	85	80	75	70	65	Radius(ft)	Boom Angle(°)
40		126.7						118.5						40	
45		122.4						114.9						45	
50		118.2						111.4						50	
55		114.1	119.3					108	114.7					55	
60		110.3	110.1					104.6	108.3					60	
65		106.8	102.3					101.2	100.5					65	
70		101.9	95.7					98.1	94.1					70	
75		96.5	89.8	79.7				94	88.2					75	
80			84.5	74.9				89	82.9	73.5				80	
85			79.9	70.7				84.2	78.3	69.3				85	
90			75.9	66.9					74.3	65.7				90	
95				63.4					70.7	62.3				95	
100				60.2	58.8					59.2				100	
105				57.3	55.8					56.4	54.7			105	
110					53.3					53.8	52.2			110	
115					50.9					51.4	49.8			115	
120					48.6	37.9					47.5			120	
125						36.2					45.5	35.2		125	
130						34.5					43.6	33.7		130	
135						33.1						32.3		135	
140							29.9					31		140	
145							28.8					29.9	27.9	145	
150							27.5					28.6	26.7	150	
155							26.4						25.6	155	
160													24.6	160	
165														165	
170														170	
175														175	
180														180	

In the interest of continual equipment development, SANY America Inc. reserves the right to change these specifications at any time without prior notification.

LJ Load Chart

SCA3000A Luffing Jib (without boom tip sheave block)

Boom 85.3 ft-203.4ft; Jib 68.9ft-206.6ft; Rear counterweight 220.5Klb; Carbody counterweight 88.2Klb

Boom length (ft)		203.4												Boom length (ft)	
Jib length (ft)		88.6						98.4						Jib length (ft)	
Radius(ft)	Boom Angle(°)	88	85	80	75	70	65	88	85	80	75	70	65	Radius(ft)	Boom Angle(°)
40														40	
45														45	
50		104.8						98.3						50	
55		102						96						55	
60		99.1	105.8					93.6	99.5					60	
65		96.2	98.7					91.4	96.7					65	
70		93.3	92.4					89	91.1					70	
75		90.6	86.6					86.5	85.5					75	
80		87.4	81.3					84	80.3					80	
85		82.6	76.9					81.4	75.9					85	
90		78.4	72.8	64.3				77.2	71.8	63.4				90	
95		74.5	69.1	60.9				73.3	68.1	60.1				95	
100			65.7	57.8				69.8	64.9	57				100	
105			62.7	55	53.4			66.7	61.7	54.2				105	
110				52.5	50.8				58.9	51.7				110	
115				50.2	48.4				56.6	49.4	47.7			115	
120				34.8	46.2					47.3	45.6			120	
125					44.2					45.3	43.6			125	
130					42.3					43.5	41.7			130	
135					40.6	31.3				41.8	39.9			135	
140					39	30					38.3	29.5		140	
145						28.7					36.8	28.3		145	
150						27.6					35.5	27		150	
155						26.5	24.5					25.9		155	
160							23.5					24.9	22.9	160	
165							22.5					24	21.8	165	
170							21.7					23.1	21	170	
175							20.9						20.2	175	
180													19.5	180	

In the interest of continual equipment development, SANY America Inc. reserves the right to change these specifications at any time without prior notification.

LJ Load Chart

SCA3000A Luffing Jib (without boom tip sheave block)

Boom 85.3 ft-203.4ft; Jib 68.9ft-206.6ft; Rear counterweight 220.5Klb; Carbody counterweight 88.2Klb

Boom length (ft)		203.4												Boom length (ft)	
Jib length (ft)		108.3						118.1						Jib length (ft)	
Radius(ft)	Boom Angle(°)	88	85	80	75	70	65	88	85	80	75	70	65	Radius(ft)	Boom Angle(°)
50		91.8												50	
55		90							84.5					55	
60		88.1							83					60	
65		86.1							81.6					65	
70		84.3	88.2						80.1	84				70	
75		82.4	83.8						78.5	81.4				75	
80		80.6	78.8						76.8	77.5				80	
85		78.9	74.3						75.1	73.1				85	
90		75.5	70.4						73.4	69.3				90	
95		71.9	66.9	58.7					70.7	65.7	57.6			95	
100		68.4	63.5	55.7					67.3	62.3	54.7			100	
105		65.3	60.5	53					64.1	59.3	52			105	
110		62.4	57.7	50.5					61.2	56.8	49.5			110	
115		59.5	55.3	48.2					58.6	54.3	47.3			115	
120			53	46.1	44.2				56.3	52	45.3	43.3		120	
125				44.1	42.2					49.9	43.4	41.3		125	
130				42.3	40.5					47.9	41.5	39.4		130	
135				40.7	38.8					46	39.8	37.8		135	
140				39.2	37.2						38.2	36.4		140	
145					35.7	27.1					36.7	34.9	26.3	145	
150					34.4	26					35.3	33.5	25.2	150	
155					33.1	24.9						32.2	24.1	155	
160					31.8	23.9						30.9	23.1	160	
165						23	20.7					29.8	22.2	165	
170						22.1	19.9					28.8	21.3	170	
175						21.3	19.1						20.5	175	
180							18.4						19.8	180	
185							17.7						19	185	
190							17						18.3	190	
195							16.3							195	
200														200	
205														205	
210														210	
215														215	
220														220	

In the interest of continual equipment development, SANY America Inc. reserves the right to change these specifications at any time without prior notification.

LJ Load Chart

SCA3000A Luffing Jib (without boom tip sheave block)

Boom 85.3 ft-203.4ft; Jib 68.9ft-206.6ft; Rear counterweight 220.5Klb; Carbody counterweight 88.2Klb

Boom length (ft)		203.4												Boom length (ft)	
Jib length (ft)		128						137.8						Jib length (ft)	
Radius(ft)	Boom Angle(°)	88	85	80	75	70	65	88	85	80	75	70	65	Radius(ft)	Boom Angle(°)
50														50	
55			78.8					73.1						55	
60			77.6					72.2						60	
65			76.3					71.3						65	
70			75.1					70.4						70	
75			73.9	77.1				69.4	71.6					75	
80			72.6	75.4				68.4	70.8					80	
85			71.3	71.6				67.4	70					85	
90			69.9	67.9				66.3	66.9					90	
95			68.3	64.4				65.2	63.6					95	
100			66.1	61.2	53.5			63.9	60.3					100	
105			62.9	58.3	50.8			62.1	57.3	50				105	
110			60.1	55.6	48.3			59.2	54.8	47.7				110	
115			57.6	53.1	46.1			56.7	52.3	45.5				115	
120			55.1	50.8	44.1			54.3	50	43.5				120	
125			52.9	48.7	42.2	40		52.1	47.9	41.6				125	
130			50.7	46.7	40.5	38.3		49.9	45.9	39.7				130	
135			47.8	44.8	38.8	36.6		44.3	44.2	38.1	36			135	
140				43.2	37.2	35.1		39.2	42.6	36.6	34.5			140	
145					35.7	33.8			40.9	35.1	33.1			145	
150					34.3	32.4			39.4	33.7	31.7			150	
155					33.1	31.1	23.1		38.1	32.5	30.4			155	
160					32	29.9	22.1			31.3	29.3	21.5		160	
165						28.9	21.2			30.2	28.2	20.6		165	
170						27.7	20.5			29.3	27	19.9		170	
175	18.4					26.7	19.6				26.2	19.1		175	
180	17.6					25.7	18.8				25.2	18.4		180	
185	16.8						18.1				24.3	17.7	15.2	185	
190	16.1						17.5				23.5	16.9	14.6	190	
195	15.4						16.9					16.3	13.9	195	
200	14.9											15.7	13.4	200	
205												15.1	12.8	205	
210												14.5	12.1	210	
215													11.6	215	
220													11.1	220	

In the interest of continual equipment development, SANY America Inc. reserves the right to change these specifications at any time without prior notification.

LJ Load Chart

SCA3000A Luffing Jib (without boom tip sheave block)

Boom 85.3 ft-203.4ft; Jib 68.9ft-206.6ft; Rear counterweight 220.5Klb; Carbody counterweight 88.2Klb

Boom length (ft)		203.4												Boom length (ft)	
Jib length (ft)		147.6						157.5						Jib length (ft)	
Radius(ft)	Boom Angle(°)	88	85	80	75	70	65	88	85	80	75	70	65	Radius(ft)	Boom Angle(°)
60		67.2						62.4						60	
65		66.4						61.8						65	
70		65.6						61.2						70	
75		64.9						60.5						75	
80		64.1	65.7					59.7	60.9					80	
85		63.2	65.1					59.1	60.3					85	
90		62.4	64.5					58.4	59.9					90	
95		61.5	62.3					57.7	59.4					95	
100		60.6	59.2					57.1	58.2					100	
105		59.7	56.4	48.8				56.4	55.4					105	
110		57.9	53.8	46.5				55.6	52.8					110	
115		55.6	51.3	44.4				54.2	50.3	43.4				115	
120		53.1	49	42.4				52.3	48.1	41.4				120	
125		50.9	46.9	40.6				50.1	46.1	39.6				125	
130		48.9	44.9	38.7				47.9	44.2	37.9				130	
135		47	43.2	37.1				46	42.3	36.3				135	
140		42.8	41.6	35.6	33.4			44.3	40.6	34.8	32.5			140	
145		36	39.9	34.1	32			41.9	39.1	33.3	31.1			145	
150		33.7	38.4	32.7	30.6			33.9	37.6	31.9	29.7			150	
155			37	31.6	29.5			30.8	36.2	30.8	28.6			155	
160			35.7	30.5	28.3			28.8	34.9	29.7	27.4			160	
165				29.4	27.1	19.6			33.7	28.6	26.3			165	
170				28.3	26.1	18.9			32.4	27.5	25.2			170	
175				27.3	25.1	18.2			31.6	26.6	24.2	17.4		175	
180				26.4	24.2	17.5				25.7	23.3	16.7		180	
185					23.4	16.7				20.1	22.5	15.9		185	
190					22.6	16.1				–	21.7	15.3		190	
195					21.7	15.5	13				20.8	14.7		195	
200						14.9	12.4				20.1	14.1	11.5	200	
205						14.3	11.7				19.4	13.5	10.9	205	
210						13.7	11.2				18.7	12.9	10.4	210	
215						13.1	10.7					12.4	9.9	215	
220							10.2					12	9.3	220	
225							9.7					11.5	8.9	225	
230							9.3						8.6	230	
235							8.9						8	235	
240													7.7	240	
245														245	
250														250	
255														255	
260														260	

In the interest of continual equipment development, SANY America Inc. reserves the right to change these specifications at any time without prior notification.

LJ Load Chart

SCA3000A Luffing Jib (without boom tip sheave block)

Boom 85.3 ft-203.4ft; Jib 68.9ft-206.6ft; Rear counterweight 220.5Klb; Carbody counterweight 88.2Klb

Boom length (ft)		203.4												Boom length (ft)	
Jib length (ft)		167.3						177.2						Jib length (ft)	
Radius(ft)	Boom Angle(°)	88	85	80	75	70	65	88	85	80	75	70	65	Radius(ft)	Boom Angle(°)
60														60	
65														65	
70		56.8						49						70	
75		56.2						48.5						75	
80		55.7						48.1						80	
85		55.2						47.6						85	
90		54.6	55.6					47.3	47.7					90	
95		54	55.1					46.9	47.3					95	
100		53.5	54.7					46.5	46.9					100	
105		53	54.2					46	46.6					105	
110		52.4	51.6					45.5	46.3					110	
115		51.8	49.2	42.4				45.1	45.9					115	
120		50.8	47.1	40.4				44.7	45.3	39.8				120	
125		49.1	45.1	38.6				44.4	44.3	37.8				125	
130		47.1	43.2	36.9				43.9	42.5	36.1				130	
135		45.1	41.4	35.3				43.5	40.7	34.5				135	
140		43.3	39.8	33.8				42.6	39	33.1				140	
145		41.7	38.1	32.4	30			41.1	37.5	31.8				145	
150		40.2	36.7	31.2	28.6			39.6	36	30.6				150	
155		33	35.4	30	27.5			37.6	34.6	29.4	26.8			155	
160		27.9	34	28.8	26.3			35.6	33.3	28.2	25.7			160	
165		26.1	32.7	27.6	25.2			33.7	32.1	27	24.7			165	
170		24.6	31.6	26.5	24.1			31.9	31.1	26.1	23.7			170	
175			30.6	25.6	23.3	16.4		25.1	30.1	25.1	22.7			175	
180			29.6	24.7	22.3	15.8		20.9	29	24.1	21.8	15.3		180	
185				23.8	21.4	15.1			28	23.2	21	14.5		185	
190				23	20.7	14.5			27.1	22.4	20.2	13.9		190	
195				22.1	19.9	13.9				21.7	19.3	13.3		195	
200				21.4	19.2	13.3				20.9	18.6	12.7		200	
205					18.4	12.7	10			20.2	17.9	12.2		205	
210					17.6	12.1	9.5			19.4	17.2	11.7	8.8	210	
215					17.1	11.6	9				16.5	11.1	8.3	215	
220						11.2	8.5				15.8	10.6	7.9	220	
225						10.7	8.1				15.2	10.1	7.5	225	
230						10.1	7.7					9.7	7.1	230	
235						9.8	7.2					9.2	6.7	235	
240							6.8					8.8	6.3	240	
245							6.4						5.8	245	
250													5.5	250	
255													5.2	255	
260													4.8	260	

In the interest of continual equipment development, SANY America Inc. reserves the right to change these specifications at any time without prior notification.

LJ Load Chart

SCA3000A Luffing Jib (without boom tip sheave block)

Boom 85.3 ft-203.4ft; Jib 68.9ft-206.6ft; Rear counterweight 220.5Klb; Carbody counterweight 88.2Klb

Boom length (ft)		203.4																		Boom length (ft)	
Jib length (ft)		187						196.9						206.7						Jib length (ft)	
Radius(ft)	Boom Angle(°)	88	85	80	75	70	65	88	85	80	75	70	65	88	85	80	75	70	65	Radius(ft)	Boom Angle(°)
60		49.3																		60	
65		48.9																		65	
70		48.4																		70	
75		47.9						44.9						41.8						75	
80		47.5						44.5						41.4						80	
85		47						44.2						41.1						85	
90		46.6	47.5					43.8						40.7						90	
95		46.2	47.1					43.5	43.7					40.3	40.3					95	
100		45.9	46.7					43.2	43.4					40	40					100	
105		45.4	46.4					42.7	42.9					39.7	39.7					105	
110		44.9	46.1					42.4	42.6					39.2	39.4					110	
115		44.6	45.7					42	42.3					38.9	39.1					115	
120		44.2	44.9	38.6				41.6	42					38.6	38.8					120	
125		43.7	43.4	36.8				41.3	41.6	36				38.3	38.5					125	
130		42.7	41.5	35.3				41	40.6	34.3				38	38.2					130	
135		41.2	39.8	33.7				40.7	39	32.7				37.7	37.5	31.9				135	
140		39.6	38.2	32.3				40.2	37.4	31.3				37.4	36.4	30.6				140	
145		38.1	36.5	30.9				39.3	35.7	30.1				37.1	34.9	29.2				145	
150		36.7	35.1	29.6				37.8	34.3	28.8				36.8	33.5	27.8				150	
155		35.3	33.8	28.4	25.7			36.4	33	27.6				35.6	32.2	26.7				155	
160		33.6	32.5	27.3	24.6			35	31.7	26.5	23.8			34.2	30.9	25.7				160	
165		30.4	31.3	26.2	23.6			33.6	30.6	25.4	22.7			32.9	29.8	24.6	21.6			165	
170		21.6	30.1	25.1	22.6			32.1	29.5	24.3	21.7			31.6	28.5	23.5	20.8			170	
175		19.5	29.1	24.2	21.8			30.5	28.5	23.4	20.9			30.2	27.6	22.6	19.8			175	
180		18.4	28.1	23.3	20.8			24.8	27.4	22.5	20			28.9	26.6	21.7	18.9			180	
185			27.2	22.4	19.9	13.7		17.8	26.4	21.6	19.2			27.6	25.6	20.8	18.1			185	
190			26.3	21.6	19.2	12.9		16.6	25.5	20.8	18.4			26.1	24.7	20	17.4			190	
195			25.3	20.7	18.4	12.3		15.5	24.5	20.1	17.5	11.7		17.3	23.7	19.3	16.6			195	
200			24.5	20	17.7	11.8			23.7	19.3	16.8	11.1		13.4	22.9	18.6	15.9	10.2		200	
205				19.4	17	11.3			23	18.6	16.1	10.6		12.6	22.2	17.9	15.2	9.7		205	
210				18.7	16.3	10.7			22.2	18.1	15.4	10.1		11.7	21.4	17.3	14.6	9.1		210	
215				18.1	15.6	10.2				17.3	14.8	9.5			20.6	16.5	13.9	8.6		215	
220				17.5	15	9.8	6.9			16.7	14.2	9			20	15.9	13.3	8.2		220	
225					14.4	9.3	6.5			16.1	13.6	8.5	5.8			15.3	12.7	7.7	4.8	225	
230					13.9	8.9	6.2				13	8.1	5.3				12.1	7.3	4.4	230	
235					13.3	8.4	5.6				12.4	7.8	5				11.6	6.8	4.1	235	
240						8	5.3				12	7.4	4.6				11.1	6.5	3.6	240	
245						7.6	4.9				11.5	6.9	4.2				10.6	6.1	3.2	245	
250						7.2	4.6					6.5	3.7				10.1	5.8	2.8	250	
255						6.8	4.3					6.2	3.4				9.8	5.5	2.5	255	
260							3.9					6	3.1					5.2	0.9	260	
265							3.5						2.7							265	

In the interest of continual equipment development, SANY America Inc. reserves the right to change these specifications at any time without prior notification.

Heavy Fixed Jib Configuration

Heavy Fixed Jib Configuration (boom to jib angle 20°)

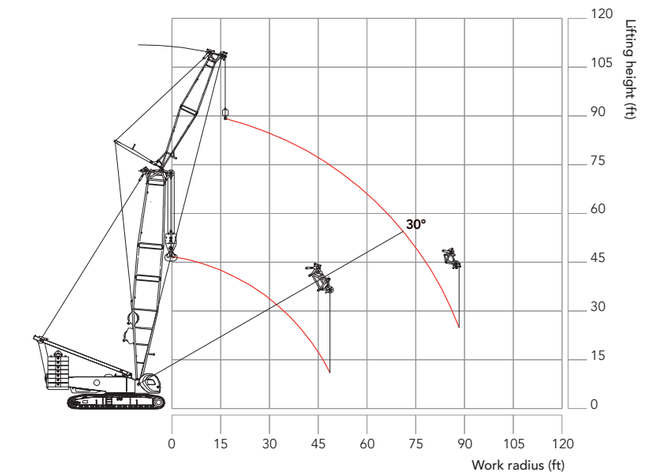

SCA3000A Heavy Fixed Jib Configuration

1) Boom to jib angle 20°; 2) Rear counterweight 220.5 Klb, car-body counterweight 88.2Klb
Boom length 65.6 ft Jib length 39.4 ft

Radius ft	Boom hook capacity (empty jib hook) Klb	Jib hook (empty boom hook) Klb	Radius ft
16.4	549	–	16.4
17	540.2	–	17
20	493.0	–	20
25	396.8	–	25
30	327.4	–	30
35	283.6	205.7	35
40	228.8	191.1	40
45	188.1	167.4	45
50	158.9	147.8	50
55	134.2	130.6	55
60	113.5	115.5	60
65	–	103.4	65
70	–	93.4	70
75	–	84.7	75
80	–	77.2	80
85	–	70.7	85
90	–	65.2	90
95	–	60.1	95

In the interest of continual equipment development, SANY America Inc. reserves the right to change these specifications at any time without prior notification.

Service

When we say that SANY machines are built to endure, we're really talking about service. SANY equipment is intentionally designed to be easily and efficiently serviced, with features such as wide compartment doors and easy access to make maintenance more efficient. Because ease of service means back in service.

We've Got Your Back

To provide peace of mind and ensure maximum uptime, all SANY cranes are backed by a robust 3-year/3,000-hour standard warranty. That's our commitment to keeping your fleet running at peak performance.



*Warranty applies to 2026 Crane, CTL, Telehandler, Grader and Roller models only.

SANY America Inc.

318 Cooper Circle

Peachtree City | GA 30269

| T | 470-552-SANY

***WARRANTY APPLIES TO 2026 MODELS**

CRABR26SCA3000A001

sanyamerica.com

In the interest of continual equipment development, SANY America Inc. reserves the right to change these specifications at any time without prior notification.

© 2026 SANY AMERICA INC.